



## Unlocking BCBC 2024 with Trax Codes: AI Tools for BC Building Officials

Date: April 8, 2025

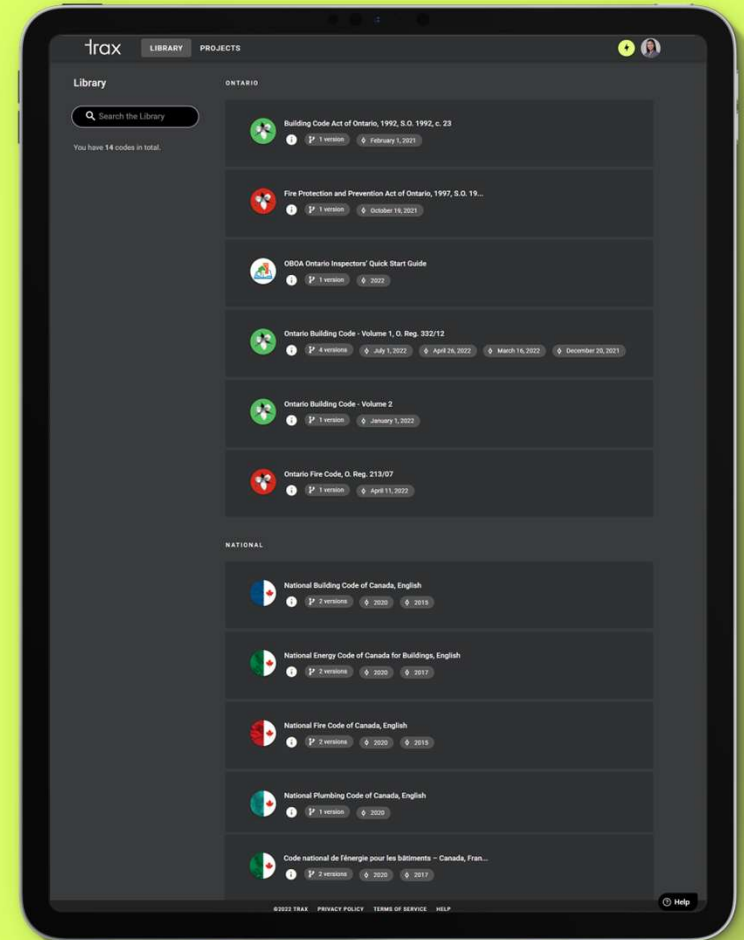
Time: 12:00 – 1:00 PM (PST)

CPD Eligibility: 1 point – Category A4

Presenter: Azam Khan, CEO & Co-founder, Trax

# Cracking the code

Untangling the Codes with AI-enabled Tools



<b>What</b>	What are the mandatory requirements?
<b>When</b>	Today?
<b>Where</b>	in BC?
<b>Why</b>	For a specific project?
<b>Who</b>	Mandatory i.e., for everyone...

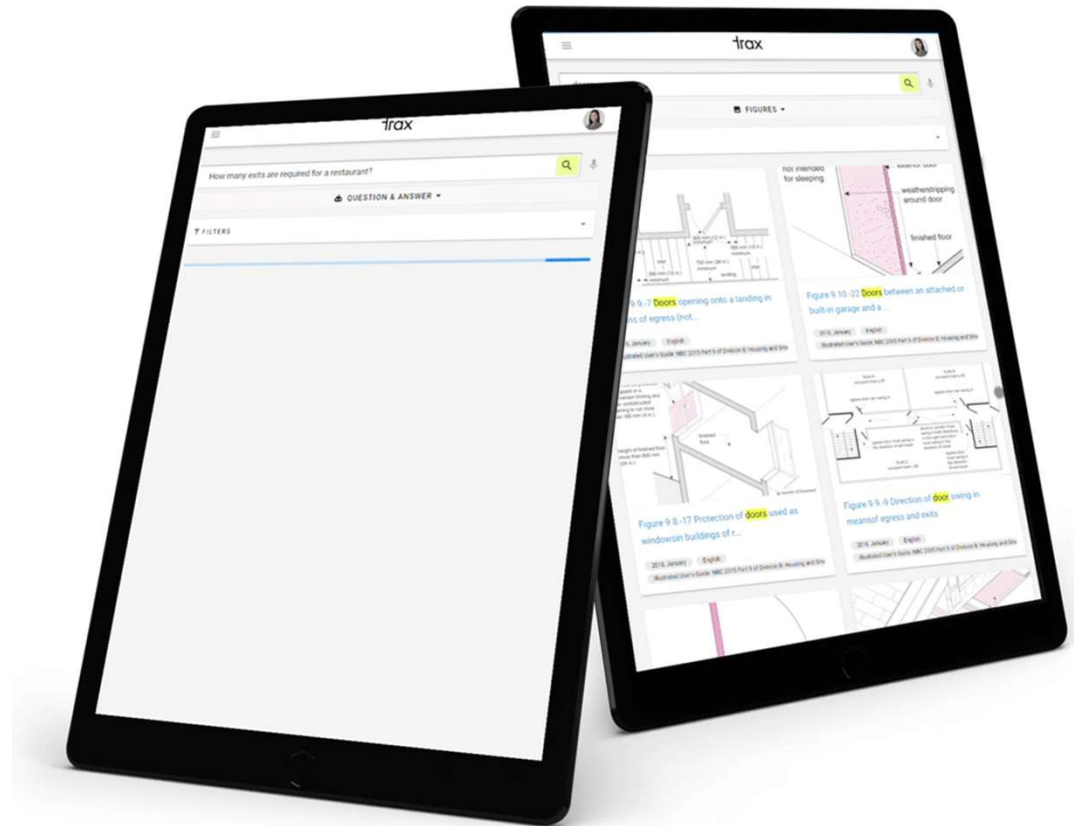
# Introducing



# trax codes

## Building Codes Copilot


We build software that gives convenient access to 20,000 pages of **enriched** building codes and statutes for British Columbia, Ontario, Alberta, and Canada with **links, terms, comments, highlights and versions** to help building officials, architects, engineers, contractors, and manufacturers to better **search, navigate and communicate**.






# Introducing BCBC2024



**CODES**


**British Columbia Building Code 2024 Rev 1**



[code](#) 2 versions

🕒 April 10, 2024 (Rev 1)


🕒 March 8, 2024



**ACTS**

**British Columbia Building Act**


[act](#) 1 version



🕒 February 20, 2024

**British Columbia Safety Standards Act**


[act](#) 1 version



🕒 February 20, 2024

**British Columbia Professional Governance Act**

[act](#) 1 version

🕒 February 20, 2024

**British Columbia Fire Services Act**

[act](#) 1 version

🕒 February 20, 2024



# British Columbia

trax

## Subscribers



West Moberly  
First Nations



## Collaborators



Province of  
British Columbia



## Accessibility Research



Neil  
Squire



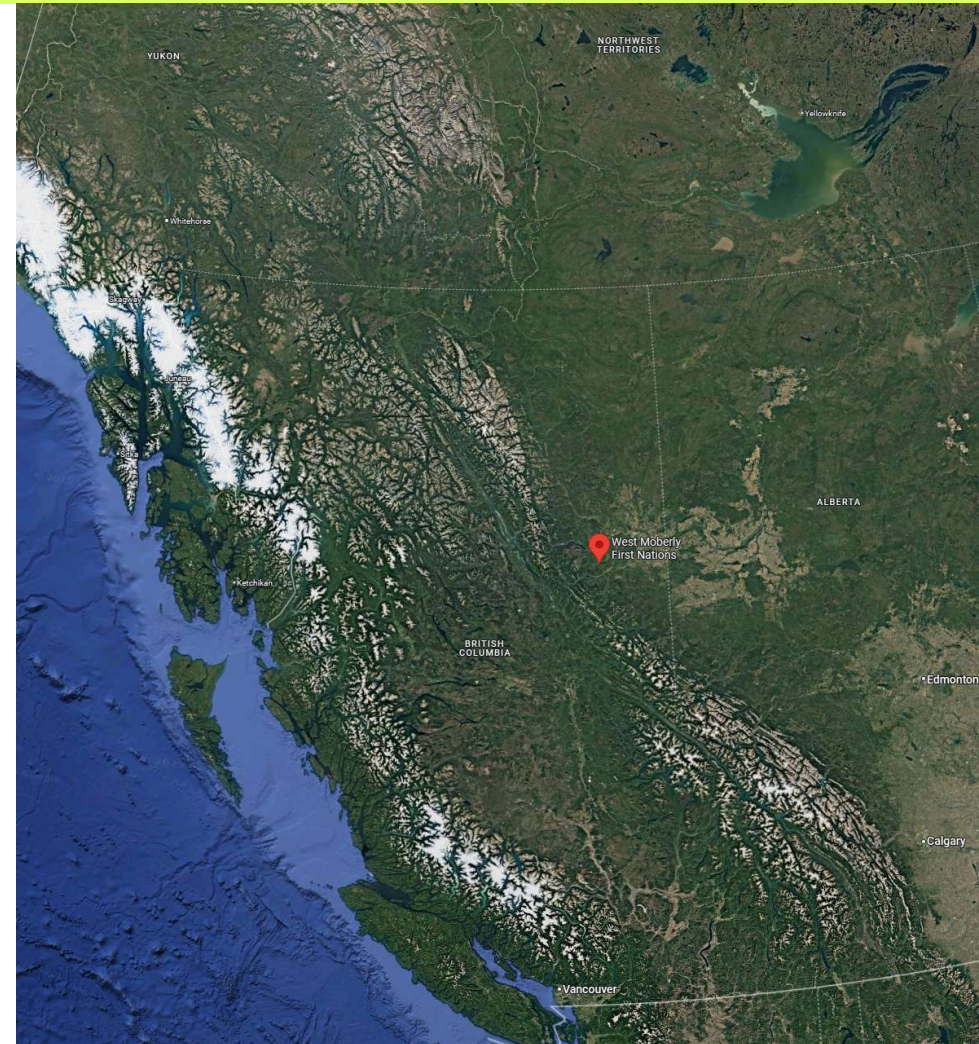
Canadian  
Disability  
Foundation



braille literacy canada  
littératie braille canada



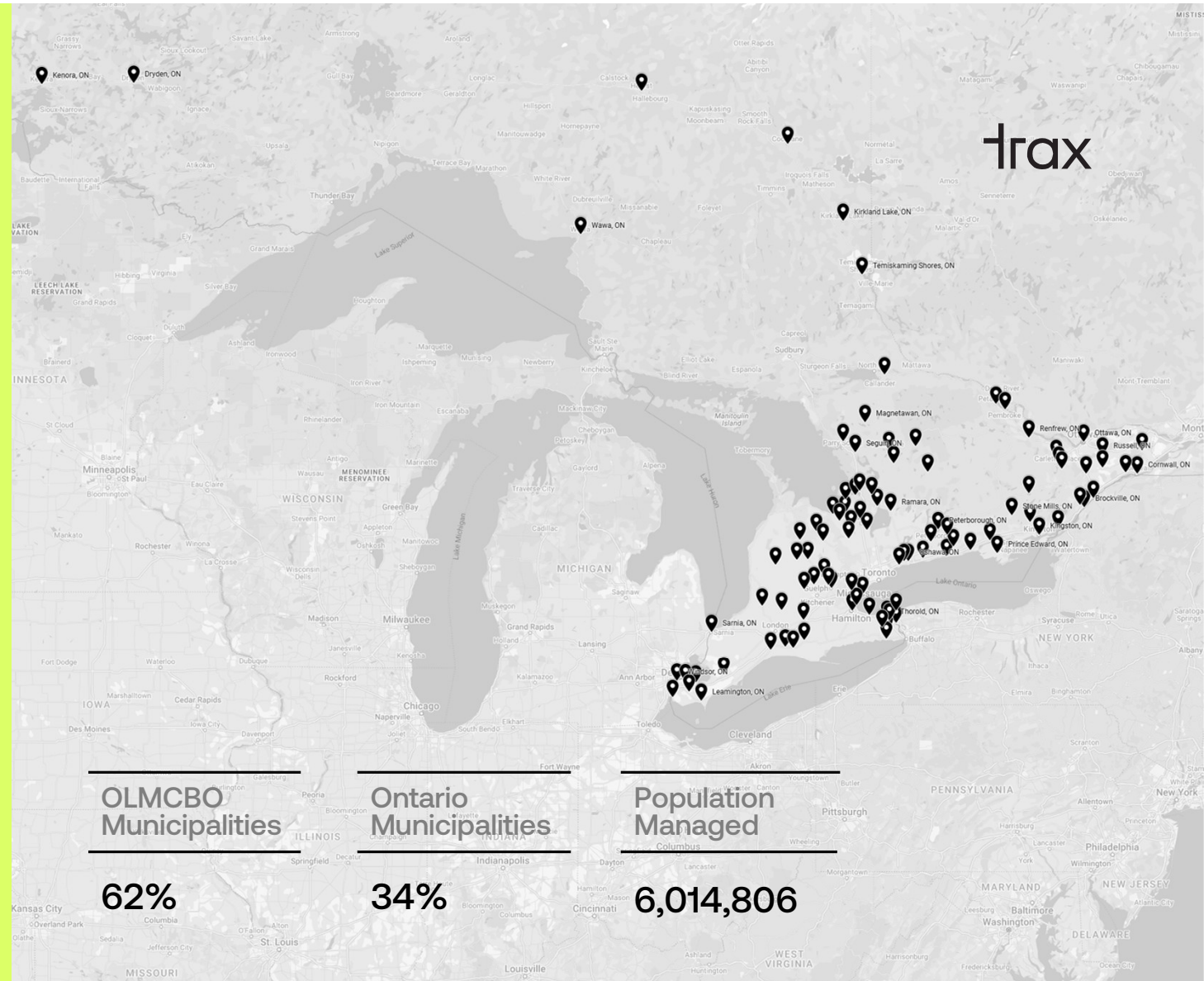
PARAMETRIC  
HUMAN PROJECT



# Trax Codes

Municipal Adoption – Ontario

**~150** Ontario  
Municipalities





# 150+ Municipal Customers across Ontario

trax



Ontario Population Currently Managed using TraxCodes: 6,000,000+

# Industry Clients & Customers

trax

## Clients



## First Nations Subscribers



## Subscribers

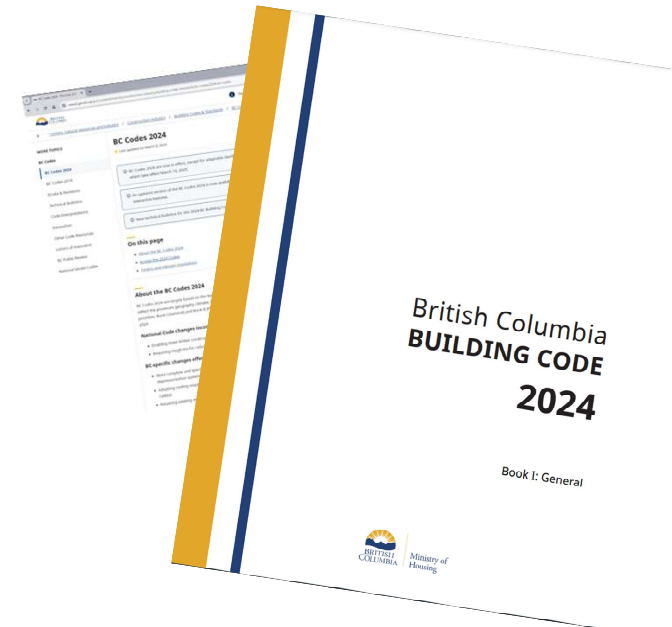


# Federal and Provincial Clients

trax



Trax is developing diagrams for Accessibility Standards Canada, a **federal corporation**, of various accessibility requirements. Previously, Trax completed a **comparative study**, introducing a new methodology to classify and quantify differences in requirements. A **comprehensive database of standards, codes, acts**, and recommendations was created **to facilitate AI processing**. Trax created 10 **quantitative measures** and 8 **metrics** designed to effectively measure differences in requirements from multiple standards.



Trax is under contract with the **Ministry of Housing, Province of British Columbia** to develop the BC Building Code 2024 document based on integrating the NBC 2020 and BC changes (October 2023 – September 2024). Published first integrated version in March 2024 and currently **working on the first update** to the codes.


Trax develops two versions: one for online use (in compliance with provincial accessibility requirements), and a print-ready version for **BC King's Printer**.

# Licensing of Building Codes



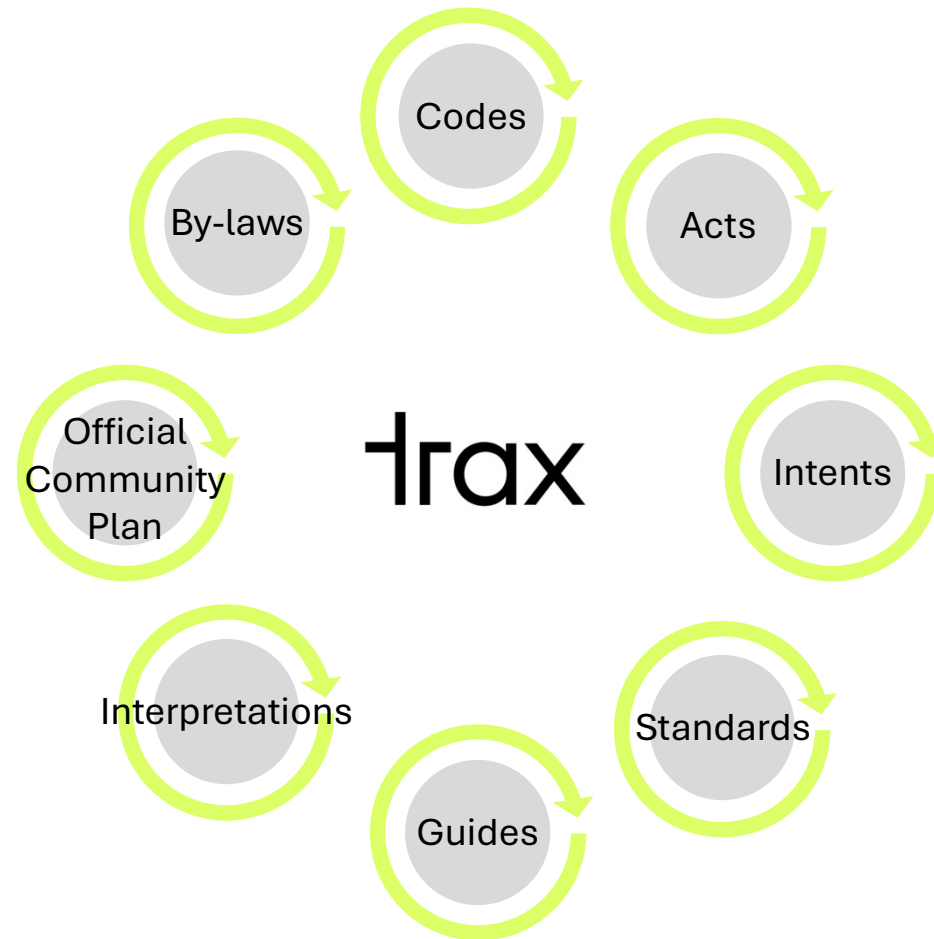
Trax **first** to license the official building codes from:

- Publications Ontario and the Ministry of Municipal Affairs and Housing
- National Research Council of Canada
- Province of British Columbia and the Ministry of Citizen Affairs



# Consolidated, Current, and Comprehensive

trax



# Consolidated, Current, and Comprehensive

trax

The screenshot displays the 'Trax Codes | Library' web application. The browser address bar shows 'app.trax.co/library'. The interface features a top navigation bar with the 'trax' logo, 'LIBRARY' and 'PROJECTS' tabs, and a user profile icon. Below this is a search bar with a dropdown menu set to 'ALL' and a search icon. The main content area is divided into two sections: 'Library' on the left and 'CODES' on the right. The 'Library' section includes a 'Group By' dropdown set to 'Types' and a 'FILTERS' panel. The 'FILTERS' panel has sections for 'Jurisdiction' (with buttons for All, Ontario, British Columbia, Alberta, Saskatchewan, New Brunswick, Newfoundland and Labrador, Prince Edward Island, Northwest Territories, Yukon, Nunavut, and National), 'Types' (with buttons for Codes, Acts, Standards, Intents, and Guides), and 'Language' (with buttons for English and French). The 'CODES' section displays a list of codes, including 'British Columbia Building Code 2024 Rev 1' with details like '2 versions' and dates 'April 10, 2024 (Rev 1)' and 'March 8, 2024'. Below this, the 'ACTS' section lists several acts, including 'British Columbia Building Act', 'British Columbia Safety Standards Act', 'British Columbia Professional Governance Act', and 'British Columbia Fire Services Act', each with a version count and date. A footer at the bottom contains copyright information '©2025 TRAX', links for 'PRIVACY POLICY', 'TERMS OF SERVICE', and 'HELP', and a 'Help' button.

Trax Codes | Library

app.trax.co/library

trax LIBRARY PROJECTS

ALL Search

Library

Group By  
Types

FILTERS

Jurisdiction

All Ontario  
✓ British Columbia Alberta  
Saskatchewan  
New Brunswick  
Newfoundland and Labrador  
Prince Edward Island  
Northwest Territories Yukon  
Nunavut National

Types

✓ Codes ✓ Acts  
✓ Standards ✓ Intents  
✓ Guides

Language

✓ English ✓ French

CODES

British Columbia Building Code 2024 Rev 1

code 2 versions April 10, 2024 (Rev 1) March 8, 2024

ACTS

British Columbia Building Act

act 1 version February 20, 2024

British Columbia Safety Standards Act

act 1 version February 20, 2024

British Columbia Professional Governance Act

act 1 version February 20, 2024

British Columbia Fire Services Act

act 1 version February 20, 2024

©2025 TRAX PRIVACY POLICY TERMS OF SERVICE HELP

Help



# Consolidated, Current, and Comprehensive

trax

The screenshot displays the Trax Codes Library web application. The browser address bar shows `app.trax.co/library`. The application has a header with the Trax logo and tabs for **LIBRARY** and **PROJECTS**. Below the header, there is a search bar and a filter section. The main content area lists various codes, with the first entry being the **Ontario Building Code - Volume 1, O. Reg. 332/12**. This entry shows 11 versions with dates ranging from April 10, 2024, to December 20, 2021. To the left of the main list, there are filters for **Types** (Codes, Acts, Standards, Intents, Tutorials) and **Language** (English, French). Below the main list, there are more entries: **Ontario Building Code - Volume 2**, **(Preview) Ontario Building Code 2024 - Volume 2**, **Building Code Act of Ontario, 1992, S.O. 1992, c. 23**, and **Ontario Fire Code, O. Reg. 213/07**.

Trax Codes | Library

app.trax.co/library

trax LIBRARY PROJECTS

ALL Search

Library

Group By Jurisdiction

ONTARIO

Ontario Building Code - Volume 1, O. Reg. 332/12

code 11 versions

April 10, 2024 March 28, 2024 (158/24) February 26, 2024 (73/24) January 1, 2024 (390/23) May 12, 2023 (86/23)

February 28, 2023 (30/23) November 1, 2022 (451/22) July 1, 2022 (451/22) April 26, 2022 (434/22) March 16, 2022 (217/22) December 20, 2021 (867/21)

Types

Codes Acts Standards Intents Tutorials

Language

English French

Ontario Building Code - Volume 2

code 2 versions

May 12, 2023 January 1, 2022

(Preview) Ontario Building Code 2024 - Volume 2

code 1 version

January 1, 2025

Building Code Act of Ontario, 1992, S.O. 1992, c. 23

act 2 versions

June 8, 2023 February 1, 2021

Ontario Fire Code, O. Reg. 213/07

code 1 version

April 11, 2022



# Comprehensible... Question & Answer

trax

trax

LIBRARY PROJECTS

ALL TABLES FIGURES TERMS QUESTION & ANSWER BETA

FILTERS

☒ Most Current

Jurisdiction

☐ All ☐ Ontario

☒ British Columbia ☐ Alberta

☐ Saskatchewan

☐ New Brunswick

☐ Newfoundland and Labrador

☐ Prince Edward Island

☐ Northwest Territories ☐ Yukon

☐ Nunavut ☐ National

Types

☒ Codes ☒ Acts

☒ Standards ☒ Intents

☒ Guides

BETA TRAX BUILDING CODES COPILOT

The maximum egress distance for a sprinklered two-storey parking garage is 60 meters. This is specified in the British Columbia Building Code under Article 3.4.2.5, which states that the travel distance to at least one exit shall not exceed 60 meters in any storage garage that conforms to the requirements.

Here's how I arrived at this answer:

- Identified the relevant code section:** I referred to Article 3.4.2.5, which discusses the location and number of exits from floor areas.
- Extracted the specific requirement:** The code specifies that for a storage garage, the maximum travel distance to an exit is 60 meters.

For further details, you can refer to the following source: [3.4.2.5. Location of Exits \(British Columbia Building Code 2024 Rev 1\)](#).

By using this service, you agree to the following [Terms of Use](#). This service is powered by AI, so surprises and mistakes are possible. Make sure to check the facts, and share [feedback](#) so we can improve!

REFERENCES

[9.10.14.4. Openings in Exposing Building Face](#) PREVIEW

2024, April English British Columbia Building Code 2024 Rev 1

Maximum Concentrated Area of Unprotected Openings Sentence 9.10.14.4.(3) Limiting Distance , m Maximum Area of Individual Unprotected Openings , m 2 1.2 0.35 1.5 0.78 2.0 1.88 4) The spacing between individual unprotected openings described in Sentence (3) that serve a single room or space described in Sentence (5) shall...

[Division B Acceptable Solutions](#) / [Part 9 Housing and Small Buildings](#) / [Section 9.10. Fire Protection](#)



# Comprehensible... Question & Answer

trax

trax

LIBRARY

PROJECTS

What is the maximum egress distance for a sprinklered two storey parking garage?

X

Q

Q ALL

TABLES

FILTERS

Most Current

Jurisdiction

All

Ontario

British Columbia

Saskatchewan

New Brunswick

Newfoundland and Labrador

Prince Edward Island

Northwest Territories

Nunavut

National

Types

Codes

Acts

Standards

Inte

Guides

3.4.2.3. Distance Between Exits

3.4.2.4. Travel Distance

3.4.2.5. Location of Exits

3.4.2.6. Principal Entrances

3.4.3. Width and Height of Exits

3.4.4. Fire Separation of Exits

3.4.5. Exit Signs

3.4.6. Types of Exit Facilities

3.4.7. Fire Escapes

Section 3.5. Vertical Transportation

Section 3.6. Service Facilities

Section 3.7. Health Requirements

Section 3.8. Accessibility

Section 3.9. Self-service Storage Buildings

3.4.2.3. Distance Between Exits

3.4.2.4. Travel Distance

3.4.2.5. Location of Exits

3.4.2.6. Principal Entrances

3.4.3. Width and Height of Exits

3.4.4. Fire Separation of Exits

3.4.5. Exit Signs

3.4.6. Types of Exit Facilities

3.4.7. Fire Escapes

Section 3.5. Vertical Transportation

Section 3.6. Service Facilities

Section 3.7. Health Requirements

Section 3.8. Accessibility

Section 3.9. Self-service Storage Buildings

3.4.2.5. Location of Exits

1) Except as permitted by Sentences (2). and 3.3.2.5.(6) , if more than one exit is required from a floor travel distance to at least one exit shall be not more than

a. 25 m in a high-hazard industrial occupancy ,

b. 40 m in a business and personal services occupancy ,

c. 45 m in a floor area that contains an occupancy other than a high-hazard industrial occupancy , provided

d. 105 m in any floor area , served by a public corridor , in which rooms and suites are not separated from separation , provided

i. the public corridor is not less than 9 m (~29 ft 6 11/32 in) wide,

ii. the ceiling height in the public corridor is not less than 4 m (~13 ft 1 15/32 in) above all floor

iii. the building is sprinklered throughout, and

iv. not more than one half of the required egress doorways from a room or suite open into the public corridor to have more than one egress doorway,

e. 60 m in any storage garage that conforms to the requirements of Article 3.2.2.92. , and

f. 30 m in any floor area other than those referred to in Clauses (a) to (e) .

2) Except for a high-hazard industrial occupancy , Sentence (1) need not apply if exits are placed along more than 60 m (~196 ft 10 3/16 in) apart, measured along the perimeter, provided each main aisle in the

3) Exits shall be located and arranged so that they are clearly visible or their locations are clearly indicated

3.4.2.6. Principal Entrances

1) For the purposes of this Section, at least one door at every principal entrance to a building providing ac

3.4.2.5. Location of Exits

1) Except as permitted by Sentences (2). and 3.3.2.5.(6) , if more than one exit is required from a floor travel distance to at least one exit shall be not more than

a. 25 m in a high-hazard industrial occupancy ,

b. 40 m in a business and personal services occupancy ,

c. 45 m in a floor area that contains an occupancy other than a high-hazard industrial occupancy , provided

d. 105 m in any floor area , served by a public corridor , in which rooms and suites are not separated from separation , provided

i. the public corridor is not less than 9 m (~29 ft 6 11/32 in) wide,

ii. the ceiling height in the public corridor is not less than 4 m (~13 ft 1 15/32 in) above all floor

iii. the building is sprinklered throughout, and

iv. not more than one half of the required egress doorways from a room or suite open into the public corridor to have more than one egress doorway,

e. 60 m in any storage garage that conforms to the requirements of Article 3.2.2.92. , and

f. 30 m in any floor area other than those referred to in Clauses (a) to (e) .

2) Except for a high-hazard industrial occupancy , Sentence (1) need not apply if exits are placed along more than 60 m (~196 ft 10 3/16 in) apart, measured along the perimeter, provided each main aisle in the

3) Exits shall be located and arranged so that they are clearly visible or their locations are clearly indicated

3.4.2.6. Principal Entrances

1) For the purposes of this Section, at least one door at every principal entrance to a building providing ac

unprotected openings, in 2.1.2.0.33 1.3 0.78 2.0 1.88 4) the spacing between individual unprotected openings described in Sentence (3) that serve a single room or space described in Sentence (5) shall...

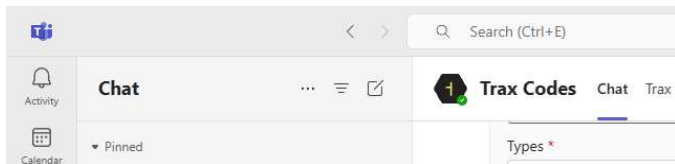
Division B Acceptable Solutions / Part 9 Housing and Small Buildings / Section 9.10. Fire Protection



# Question & Answer

trax

## Announcing Trax Codes Chat!



**Trax Codes** Chat Trax

Search (Ctrl+E)

Activity Chat Teams Calendar Calls OneDrive Copilot Admin Planner Trax Codes Apps

**Azam Khan** 12:06 a.m.  
What is the maximum egress distance for a 2 storey murb?

**Trax Codes** AI generated 12:06 a.m.  
The maximum egress distance for a two-storey multi-unit residential building (MURB) is governed by the British Columbia Building Code. Here are the key points:

- Egress Door Requirements:**
  - Each dwelling unit must have an exit door or an egress door that opens directly into a public access to exit from both the uppermost and lowest storeys. This ensures that each storey is served by an exit or egress door located not more than 1.5 m above or below its floor level.
- Travel Distance:**
  - For buildings of 1 and 2 storeys, a single exit is permitted from each storey, provided the floor area and travel distance requirements conform to those specified in Article 9.9.7.4. The travel distance to the nearest exit should not exceed:
    - 30 m** for non-sprinklered occupancies.
    - 45 m** for sprinklered occupancies.
- Occupant Load:**
  - The total occupant load served by an exit facility must not exceed 60 persons.

For more detailed information, you can refer to the following articles:

- [Egress from Dwelling Units](#)
- [Number of Required Exits](#)
- [Travel Distance](#)

*This message is AI Generated. By using this service, you agree to the following [Terms of Use](#). This service is powered by AI, so surprises and mistakes are possible. Make sure to check the facts, and share [feedback](#) so we can improve!*

View prompts

Type a message





# Version Comparison

trax

trax

LIBRARYPROJECTS

ALLSearch

Version  
April 10, 2024 (Rev ...)

Current Project  
USC Ginsberg Hall Living Lab

British Columbia Building Code 2024 Rev 1National Building Code of Canada, English - 2020

PREVIOUSNEXT

Sentence 3.2.1.1.(8).

3.4.2.5. Location of Exits

(1) Except as permitted by Sentences (2) and 3.3.2.5.(6), if more than one exit is required from a floor area, the exits shall be located so that the travel distance to at least one exit shall be not more than

- (a) 25 m in a high-hazard industrial occupancy,
- (b) 40 m in a business and personal services occupancy,
- (c) 45 m in a floor area that contains an occupancy other than a high-hazard industrial occupancy, provided it is sprinklered throughout,
- (d) 105 m in any floor area, served by a public corridor, in which rooms and suites are not separated from the remainder of the floor area by a fire separation, provided
  - (i) the public corridor is not less than 9 m wide,
  - (ii) the ceiling height in the public corridor is not less than 4 m above all floor surfaces,
  - (iii) the building is sprinklered throughout, and
  - (iv) not more than one half of the required egress doorways from a room or suite open into the public corridor if the room or suite is required to have more than one egress doorway,
- (e) 60 m in any storage garage that conforms to the requirements of Article 3.2.2.92, and
- (f) 30 m in any floor area other than those referred to in Clauses (a) to (e).

(2) Except for a high-hazard industrial occupancy, Sentence (1) need not apply if exits are placed along the perimeter of the floor area and are not more than 60 m apart, measured along the perimeter, provided each main aisle in the floor area leads directly to an exit.

(3) Exits shall be located and arranged so that they are clearly visible or their locations are clearly indicated and they are accessible at all times.

3.4.2.5. Location of Exits

(1) Except as permitted by Sentences (2) and 3.3.2.5.(6), if more than one exit is required from a floor area, the exits shall be located so that the travel distance to at least one exit shall be not more than

25 m in a high-hazard industrial occupancy,

40 m in a business and personal services occupancy,

45 m in a floor area that contains an occupancy other than a high-hazard industrial occupancy, provided it is sprinklered throughout,

105 m in any floor area, served by a public corridor, in which rooms and suites are not separated from the remainder of the floor area by a fire separation, provided

the public corridor is not less than 9 m wide,

the ceiling height in the public corridor is not less than 4 m above all floor surfaces,

the building is sprinklered throughout, and

not more than one half of the required egress doorways from a room or suite open into the public corridor if the room or suite is required to have more than one egress doorway,

60 m in any storage garage that conforms to the requirements of Article 3.2.2.92, and

30 m in any floor area other than those referred to in Clauses (a) to (e).

(2) Except for a high-hazard industrial occupancy, Sentence (1) need not apply if exits are placed along the perimeter of the floor area and are not more than 60 m apart, measured along the perimeter, provided each main aisle in the floor area leads directly to an exit.

(3) Exits shall be located and arranged so that they are clearly visible or their locations are clearly indicated and they are accessible at all times.

3.4.2.6. Principal Entrances

(1) For the purposes of this Section, at least one door at every principal entrance to a building providing access from the exterior at around level shall be designed in accordance with the requirements for exits.

3.4.2.6. Principal Entrances

(1) For the purposes of this Section, at least one door at every principal entrance to a building providing access from the exterior at ground level shall be designed in accordance with the requirements for exits.



# Version Comparison

trax

trax

LIBRARYPROJECTS

ALLSearch

Version  
April 10, 2024 (Rev ...)

Current Project  
USC Ginsberg Hall Living Lab

British Columbia Building Code 2024 Rev 1National Building Code of Canada, English - 2020

PREVIOUSNEXT

Sentence 3.2.1.1.(8).

3.4.2.5. Location of Exits

(1) Except as permitted by Sentences (2) and 3.3.2.5.(6), if more than one exit is required from a floor area, the exits shall be located so that the travel distance to at least one exit shall be not more than

- (a) 25 m in a high-hazard industrial occupancy,
- (b) 40 m in a business and personal services occupancy,
- (c) 45 m in a floor area that contains an occupancy other than a high-hazard industrial occupancy, provided it is sprinklered throughout,
- (d) 105 m in any floor area, served by a public corridor, in which rooms and suites are not separated from the remainder of the floor area by a fire separation, provided
  - (i) the public corridor is not less than 9 m wide,
  - (ii) the ceiling height in the public corridor is not less than 4 m above all floor surfaces,
  - (iii) the building is sprinklered throughout, and
  - (iv) not more than one half of the required egress doorways from a room or suite open into the public corridor if the room or suite is required to have more than one egress doorway,
- (e) 60 m in any storage garage that conforms to the requirements of Article 3.2.2.92, and
- (f) 30 m in any floor area other than those referred to in Clauses (a) to (e).

(2) Except for a high-hazard industrial occupancy, Sentence (1) need not apply if exits are placed along the perimeter of the floor area and are not more than 60 m apart, measured along the perimeter, provided each main aisle in the floor area leads directly to an exit.

(3) Exits shall be located and arranged so that they are clearly visible or their locations are clearly indicated and they are accessible at all times.

3.4.2.5. Location of Exits

(1) Except as permitted by Sentences (2) and 3.3.2.5.(6), if more than one exit is required from a floor area, the exits shall be located so that the travel distance to at least one exit shall be not more than

25 m in a high-hazard industrial occupancy,

40 m in a business and personal services occupancy,

45 m in a floor area that contains an occupancy other than a high-hazard industrial occupancy, provided it is sprinklered throughout,

105 m in any floor area, served by a public corridor, in which rooms and suites are not separated from the remainder of the floor area by a fire separation, provided

the public corridor is not less than 9 m wide,

the ceiling height in the public corridor is not less than 4 m above all floor surfaces,

the building is sprinklered throughout, and

not more than one half of the required egress doorways from a room or suite open into the public corridor if the room or suite is required to have more than one egress doorway,

60 m in any storage garage that conforms to the requirements of Article 3.2.2.92, and

30 m in any floor area other than those referred to in Clauses (a) to (e).

(2) Except for a high-hazard industrial occupancy, Sentence (1) need not apply if exits are placed along the perimeter of the floor area and are not more than 60 m apart, measured along the perimeter, provided each main aisle in the floor area leads directly to an exit.

(3) Exits shall be located and arranged so that they are clearly visible or their locations are clearly indicated and they are accessible at all times.

3.4.2.6. Principal Entrances

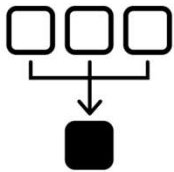
(1) For the purposes of this Section, at least one door at every principal entrance to a building providing access from the exterior at around level shall be designed in accordance with the requirements for exits.

3.4.2.6. Principal Entrances

(1) For the purposes of this Section, at least one door at every principal entrance to a building providing access from the exterior at ground level shall be designed in accordance with the requirements for exits.

# Benefits of Trax Codes

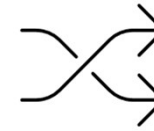
Trax



Access a Consolidated  
Regulatory Ecosystem  
from Anywhere



Improve Review Efficiency  
and know you're  
Always Up-to-Date



Untangle Regulatory  
Complexity with Search  
across the Digital Library

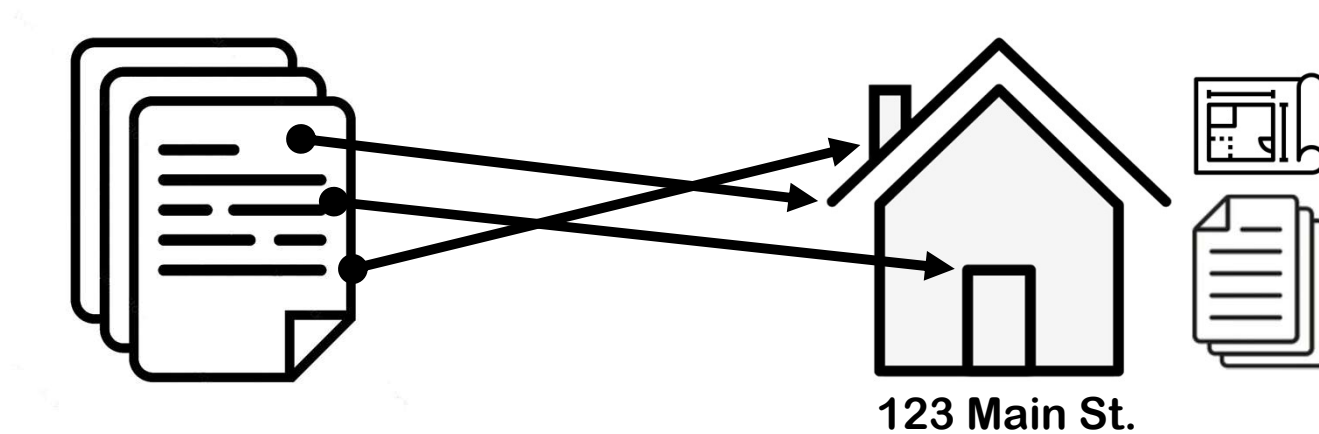


# Trax Codes Functionality



## Library

## Projects



Our Digital Library contains 66 versions of 45 different **Codes, Guides, Intents, Acts**, and 3<sup>rd</sup> party Content which would be **over 20,000 pages** if printed!


Projects are used to collect code references for each **Code Review** or Permit Application. Also, people can be invited to a Project to **collaborate** or respond.

## Library



Our Digital Library contains 66 versions of 45 different **Codes, Guides, Intents, Acts**, and 3<sup>rd</sup> party Content which would be **over 20,000 pages** if printed!

## Projects



Projects are used to collect code references for each **Code Review** or Permit Application. Also, people can be invited to a Project to **collaborate** or respond.

# Regulatory Content Library



The screenshot displays the Trax Regulatory Content Library interface. The left sidebar contains a 'Library' section with a 'Group By' dropdown set to 'Types'. Below this are filter sections for 'Jurisdiction', 'Types', and 'Language'. The 'Jurisdiction' section includes buttons for All, Ontario, British Columbia (selected), Alberta, Saskatchewan, New Brunswick, Newfoundland and Labrador, Prince Edward Island, Northwest Territories, Yukon, Nunavut, and National. The 'Types' section includes buttons for Codes, Acts, Standards, Intents, and Guides. The 'Language' section includes buttons for English and French. The main content area shows a list of regulatory items under the 'CODES' and 'ACTS' tabs. The 'CODES' tab is active, displaying a list of items including 'British Columbia Building Code 2024 Rev 1', 'British Columbia Building Act', 'British Columbia Safety Standards Act', 'British Columbia Professional Governance Act', and 'British Columbia Fire Services Act'. Each item includes a status icon, a label (code or act), a version count, and a date. The interface is clean and modern, with a light gray background and blue accents for selected items.

**Library**

Group By  
Types

**FILTERS**

**Jurisdiction**

All Ontario **British Columbia** Alberta  
Saskatchewan New Brunswick  
Newfoundland and Labrador Prince Edward Island  
Northwest Territories Yukon Nunavut National

**Types**

**Language**

English French

**Trax** LIBRARY PROJECTS DOCS ASSETS ROADMAPS

ALL Search

**Library**

Group By  
Types

**FILTERS**

**Jurisdiction**

All Ontario **British Columbia** Alberta  
Saskatchewan New Brunswick  
Newfoundland and Labrador Prince Edward Island  
Northwest Territories Yukon Nunavut National

**Types**

**Language**

English French

**CODES**

**ACTS**

**British Columbia Building Code 2024 Rev 1**  
code 2 versions April 10, 2024 (Rev 1) March 8, 2024

**British Columbia Building Act**  
act 1 version February 20, 2024

**British Columbia Safety Standards Act**  
act 1 version February 20, 2024

**British Columbia Professional Governance Act**  
act 1 version February 20, 2024

**British Columbia Fire Services Act**  
act 1 version February 20, 2024

© 2025 TRAX PRIVACY POLICY TERMS OF SERVICE HELP

➔ Document Structure

Explicit Document Hierarchy  
Official Structures for Acts and Codes

Automated Linking

Structured & Unstructured Links  
(Supporting 10,000 Automated Links)

Quantities and Units

Automated Unit Conversions  
From Metric to Imperial

Terms/Definitions

Term Classification and Linked Definitions  
UX Quick Previews

1.1.2. Application of Division B

A-1.1.2. Limit of Application.

1.1.2.1. Application of Parts 1, 7 and 12

(1) [Part 1 of Division B](#) applies to all *buildings*.

(2) Subject to [Article 1.1.2.6.](#), Parts 7 and 12 of Division B apply to all buildings.

1.1.2.2. Application of Parts 3, 4, 5 and 6

(1) Subject to Articles [1.1.2.6.](#) and [1.3.1.2.](#), Parts 3, 5 and 6 of Division B apply to all *buildings*,

(a) used for *major occupancies* classified as,

(i) Group A, *assembly occupancies*,

(ii) Group B, *care*, *care and treatment* or *detention occupancies*, or

(iii) Group F, Division 1, *high hazard industrial occupancies*,

Subclause 1.1.2.2. (1) (a) (i) of Division A

(b) exceeding [600 m<sup>2</sup> \(~6,458.3 ft<sup>2</sup>\)](#) in *building area* or exceeding three *storeys* in *building height* and used for *major occupancies* cla

(i) Group C, *residential occupancies*,

## Document Structure

Explicit Document Hierarchy  
Official Structures for Acts and Codes

## ➔ Automated Linking

Structured & Unstructured Links  
(Supporting 10,000 Automated Links)

## Quantities and Units

Automated Unit Conversions  
From Metric to Imperial

## Terms/Definitions

Term Classification and Linked Definitions  
UX Quick Previews

1.1.2. Application of Division B A-1.1.2. Limit of Application.

1.1.2.1. Application of Parts 1, 7 and 12

(1) [Part 1 of Division B](#) applies to all *buildings*.

(2) Subject to [Article 1.1.2.6.](#), Parts 7 and 12 of Division B apply to all buildings.

1.1.2.2. Application of Parts 3, 4, 5 and 6

(1) Subject to Articles [1.1.2.6.](#) and [1.3.1.2.](#), Parts 3, 5 and 6 of Division B apply to all *buildings*,

(a) used for *major occupancies* classified as,

(i) Group A, *assembly occupancies*,

(ii) Group B, *care, care and treatment or detention occupancies*, or Subclause 1.1.2.2. (1) (a) (i) of Division A

(iii) Group F, Division 1, *high hazard industrial occupancies*,

(b) exceeding [600 m<sup>2</sup> \(~6,458.3 ft<sup>2</sup>\)](#) in *building area* or exceeding three *storeys* in *building height* and used for *major*

(i) Group C, *residential occupancies*,

Document Structure

Explicit Document Hierarchy  
Official Structures for Acts and Codes

Automated Linking

Structured & Unstructured Links  
(Supporting 10,000 Automated Links)

Quantities and Units

Automated Unit Conversion  
From Metric to Imperial

Terms/Definitions

Term Classification and Linked Definitions  
UX Quick Previews

4.1.5.6. Loads for Dining Areas

(1) The minimum specified *live load listed* in [Table 4.1.5.3](#), for dining areas may be reduced to 2.4 kPa (~0.3 lb/in², 50.1 lb/ft²) for areas in *buildings* that are being converted to dining areas, provided that the *floor area* does not exceed 100 m² (~1,076.4 ft²) and the dining area will not be used for other assembly purposes, including dancing.

- d. its average total smoke extinction area is not more than 1.0 m² (~10.8 ft²), and
  - c. the test duration is extended beyond the time stipulated in the referenced standard until it is clear that there is no further release of heat or smoke.
- 3) If a material referred to in [Sentence \(2\)](#) consists of a number of discrete layers and testing reveals that the
- a. its average total heat release is not more than 3 MJ/m² (~264.2 Btu/ft²),
  - b. its average total smoke extinction area is not more than 1.0 m² (~10.8 ft²), and
  - c. the test duration is extended beyond the time stipulated in the referenced standard until it is clear that there is no

- 3) Where splice plates are used at splices of roof arches supported on the tops of walls or abutments, roof trusses, roof beams and roof girders in *heavy timber construction*, they shall be not less than 64 mm (~2 17/32 in) thick.
- 4) Floors in *heavy timber construction* shall be of glued-laminated or solid sawn plank not less than
- a. 64 mm (~2 17/32 in) thick, splined or tongued and grooved, or
  - b. 38 mm (~1 1/2 in) wide and 89 mm (~3 1/2 in) deep set on edge and well spiked together.
- 5) Floors in *heavy timber construction* shall be laid
- a. so that no continuous line of end joints will occur except at points of support, and covered with
    - i. tongued and grooved flooring not less than 19 mm (~3/4 in) thick laid crosswise or diagonally, or
    - ii. tongued and grooved phenolic-bonded plywood, strandboard or waferboard not less than 12.5 mm (~1/2 in) thick, and
  - b. not closer than 15 mm (~19/32 in) to the walls to provide for expansion, with the gap covered at the top or bottom.
- 6) Roofs in *heavy timber construction* shall be of tongued and grooved phenolic-bonded plywood, strandboard or waferboard not less than 28 mm (~1 1/8 in) thick, or glued-laminated or solid sawn plank that is
- a. not less than 38 mm (~1 1/2 in) thick, splined or tongued and grooved, or
  - b. not less than 38 mm (~1 1/2 in) wide and 64 mm (~2 17/32 in) deep set on edge and laid so that no continuous line of end joints will occur except at the points of support.
- 3) Where splice plates are used at splices of roof arches supported on the tops of walls or abutments, roof trusses, roof beams and roof girders in *heavy timber construction*, they shall be not less than 64 mm (~2 17/32 in) thick.
- 4) Floors in *heavy timber construction* shall be of glued-laminated or solid sawn plank not less than
- a. 64 mm (~2 17/32 in) thick, splined or tongued and grooved, or
  - b. 38 mm (~1 1/2 in) wide and 89 mm (~3 1/2 in) deep set on edge and well spiked together.
- 5) Floors in *heavy timber construction* shall be laid
- a. so that no continuous line of end joints will occur except at points of support, and covered with
    - i. tongued and grooved flooring not less than 19 mm (~3/4 in) thick laid crosswise or diagonally, or
    - ii. tongued and grooved phenolic-bonded plywood, strandboard or waferboard not less than 12.5 mm (~1/2 in) thick, and
  - b. not closer than 15 mm (~19/32 in) to the walls to provide for expansion, with the gap covered at the top or bottom.
- 6) Roofs in *heavy timber construction* shall be of tongued and grooved phenolic-bonded plywood, strandboard or waferboard not less than 28 mm (~1 1/8 in) thick, or glued-laminated or solid sawn plank that is
- a. not less than 38 mm (~1 1/2 in) thick, splined or tongued and grooved, or
  - b. not less than 38 mm (~1 1/2 in) wide and 64 mm (~2 17/32 in) deep set on edge and laid so that no continuous line of end joints will occur except at the points of support.

reals that the  
ig layers does not  
exposed during  
on the cumulative  
L(b).

# Library Enrichment

trax

## Document Structure

Explicit Document Hierarchy  
Official Structures for Acts and Codes

## Automated Linking

Structured & Unstructured Links  
(Supporting 10,000 Automated Links)

## Quantities and Units

Automated Unit Conversions  
From Metric to Imperial

## ➔ Terms/Definitions

Term Classification and Linked Definitions  
UX Quick Previews

The screenshot displays a document structure with the following sections:

- 1.1.2. Application of Division B A-1.1.2. Limit of Application.
- 1.1.2.1. Application of Parts 1, 7 and 12
  - (1) [Part 1 of Division B](#) applies to all *buildings*.
  - (2) Subject to [Article 1.1.2.6.](#), Parts 7 and 12 of Division B apply to all buildings.
- 1.1.2.2. Application of [Article 1.1.2.6.](#)
  - (1) Subject to [Article 1.1.2.6.](#), the following apply:
    - (a) used for:
      - (i) Group A, *residential occupancies*;
      - (ii) Group B, *care, care and treatment or detention occupancies*, or
      - (iii) Group F, Division 1, *high hazard industrial occupancies*;
    - (b) exceeding 600 m<sup>2</sup> (~6,458.3 ft<sup>2</sup>) in *building area* or exceeding three *storeys* in *building height* and used for *major occupancies* classified as:
      - (i) Group C, *residential occupancies*;
      - (ii) Group D, *business and personal services occupancies*;
      - (iii) Group E, *mercantile occupancies*;
      - (iv) Group F, Divisions 2 and 3, *medium hazard industrial occupancies* and *low hazard industrial occupancies*;
    - (c) used for *retirement homes*.
  - (2) Subject to Articles [1.1.2.6.](#) and [1.3.1.2.](#), [Part 4 of Division B](#) applies to,

A tooltip is displayed over the text "High hazard industrial occupancy", showing the definition: "High hazard industrial occupancy (Group F, Division 1) means an industrial occupancy containing sufficient quantities of highly combustible and flammable or explosive materials to constitute a special fire hazard because of their inherent characteristics."



# Delightful Search



- Return results from Most Current version of documents
- Jump to a result or any part of the hierarchy of the result

The screenshot displays the trax search interface. At the top, the trax logo is visible. A search bar contains the text 'doors', which is highlighted with a yellow box. Below the search bar, a navigation bar includes links for TABLES, FIGURES, TERMS, QUESTION & ANSWER, and a BETA badge. A left sidebar titled 'FILTERS' contains several sections: 'Most Current' with a toggle switch, 'Jurisdiction' with buttons for All, Ontario, Alberta, and National, 'Types' with buttons for Codes, Acts, Standards, Intents, and Guides, and 'Language' with buttons for English and French. The main content area shows 'RESULTS (1000)'. The first result is '5.18.6.3. Fire Access Doors' with a 'PREVIEW' button. It includes metadata: '2022, April', 'English', and 'Ontario Fire Code, O. Reg. 213/07'. The text snippet reads: 'Doors or other means of access shall be provided in ovens and associated ductwork so that portable extinguishers or hose streams may be used in all parts of the equipment.' Below this is a breadcrumb trail: 'Division B Acceptable Solutions / Part 5 Hazardous Materials, Processes and Operations / Section 5.18 Industrial Ovens for Baking and Drying Processes / Subsection 5.18.6. Fire Protection'. The second result is 'A-3.8.3.3.(4) Doors with Power Operators.' with a 'PREVIEW' button. It includes metadata: '2022, January', 'English', and 'Ontario Building Code - Volume 2'. The text snippet reads: 'Doors equipped with a power operator activated by a pressure plate identified with the international symbol of access or, where security is required, by a key, card or remote device, and that can otherwise be opened manually meet the intent of the requirement. The device selected should consider ease of...'. Below this is a breadcrumb trail: 'Appendix A Explanatory Information / Explanatory Material for Division B'. The third result is 'A-3.8.3.6.(6) and (7) Doors with Power Operators' with a 'PREVIEW' button. It includes metadata: '2020, January', 'English', and 'National Building Code of Canada, English'. The text snippet reads: 'Doors equipped with a power operator actuated by a pressure plate identified with the International Symbol of Access or, where security is required, by a key, card or radio transmitter, and that can otherwise be opened manually, meet the intent of the requirement. The location of these actuating devices should...'



# Table Search



LIBRARY PROJECTS

doors

Q ALL TABLES FIGURES TERMS QUESTION & ANSWER BETA

FILTERS

Most Current

Jurisdiction

All Ontario Alberta National

Types

Codes Acts Standards Intents Guides

Language

English French

RESULTS (82)

Table 9.5.5.1 Size of Doors

PREVIEW

2020, January English National Building Code of Canada, English 10 x 2

Table 9.5.5.1 Size of Doors Forming Part of Sentence 9.5.5.1.(1) At Entrance to: Minimum Width, mm (in.) Minimum Height, mm (in.) Dwelling unit or house with a secondary suite including common spaces (required entrance) 810 (32...

Division B Acceptable Solutions / Part 9 Housing and Small Buildings / Section 9.5. Design of Areas and Spaces / 9.5.5. Doorway Sizes / 9.5.5.1. Doorway Opening Sizes

Table 9.5.5.1 Size of Doors

PREVIEW

2019, January English Alberta Edition of National Building Code 10 x 2

Table 9.5.5.1 Size of Doors Forming Part of Sentence 9.5.5.1.(1) At Entrance to: Minimum Width, mm (in.) Minimum Height, mm (in.) Dwelling unit or house with a secondary suite including common spaces (required entrance) 810 (32...

Division B Acceptable Solutions / Part 9 Housing and Small Buildings / Section 9.5. Design of Areas and Spaces / 9.5.5. Doorway Sizes / 9.5.5.1. Doorway Opening Sizes

Table 9.5.11.1. Minimum Door Sizes Forming Part of Sentence 9.5.11.1.(1)

PREVIEW

2023, February English Ontario Building Code - Volume 1, O. Reg. 332/12 10 x 4

Table 9.5.11.1. Minimum Door Sizes Forming Part of Sentence 9.5.11.1.(1) Item Column 1 At Entrance to: Column 2 Minimum Width, mm Column 3 Minimum Height, mm 1. Dwelling unit (required entrance) 810 1 980 Vestibule...

Division B Acceptable Solutions / Part 9 Housing and Small Buildings / Section 9.5. Design of Areas, Spaces and Doorways / 9.5.11. Doorway Sizes / 9.5.11.1. Doorway Opening Sizes

Table 9.6.1.3-G Glass Area for Doors

PREVIEW

2020, January English National Building Code of Canada, English 7 x 5

Table 9.6.1.3-G Glass Area for Doors Forming Part of Sentence 9.6.1.3.(3) Glass Thickness, mm Maximum Glass Area, m 2 See Note A-Table 9.6.1.3.-G . Type of Glass...

Division B Acceptable Solutions / Part 9 Housing and Small Buildings / Section 9.6. Glass / 9.6.1. General / 9.6.1.3. Structural Sufficiency of Glass

Table 9.6.1.3-G Glass Area for Doors

PREVIEW

2019, January English Alberta Edition of National Building Code 7 x 5

Table 9.6.1.3-G Glass Area for Doors Forming Part of Sentence 9.6.1.3.(3) Glass Thickness, mm Maximum Glass Area, m 2 See Note A-Table 9.6.1.3. Type of Glass Annealed...

Division B Acceptable Solutions / Part 9 Housing and Small Buildings / Section 9.6. Glass / 9.6.1. General / 9.6.1.3. Structural Sufficiency of Glass

Table 3.2.2.4 Overall Thermal Transmittance of Doors

PREVIEW

2020, January English National Energy Code of Canada for Buildings, English 4 x 2

Table 3.2.2.4 Overall Thermal Transmittance of Doors Forming Part of Sentence 3.2.2.4.(1)Forming Part of Sentence (2) Component Heating Degree-Days of Building Location, See Sentence 1.1.4.1.(1) . In...

Division B Acceptable Solutions / Part 3 Building Envelope / Section 3.2. Prescriptive Path / 3.2.2. Above-ground Components of the Building Envelope / 3.2.2.4. Thermal Characteristics of Doors and Access Hatches

# Figure Search

trax

← BACK

✕
🔍

🗨️

🔍 ALL
📊 TABLES
FIGURES
📖 TERMS
🗨️ QUESTION & ANSWER
BETA

### 🔿 FILTERS

🔵 Most Current

#### Jurisdiction

All
Ontario
British Columbia
Alberta

Saskatchewan
New Brunswick

Newfoundland and Labrador
Prince Edward Island

Northwest Territories
Yukon
Nunavut

National

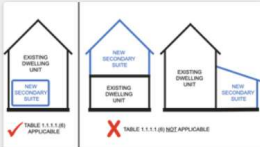
#### Types

Codes
Acts
Standards

Intents
Guides

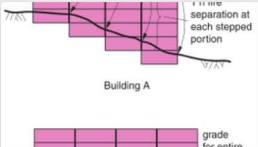
#### Language

English
French



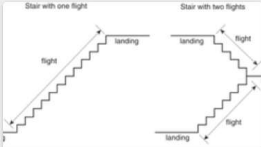
**Figure A-1.1.1.1.(6) Application of Alternative Compliance Methods...**

2024, April English  
British Columbia Building Code 2024 Rev 1



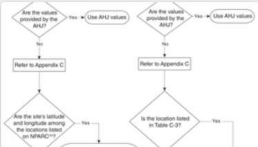
**Figure A-1.3.3.4.(2) Application of the definition of grade**

2024, April English  
British Columbia Building Code 2024 Rev 1



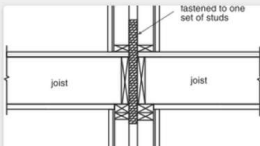
**Figure A-1.4.1.2.(1)-A Flight**

2024, April English  
British Columbia Building Code 2024 Rev 1



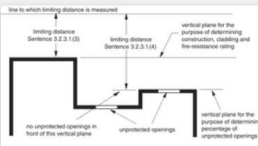
**Figure A-1.1.3.1.(4) Determining seismic hazard values for use in P...**

2024, April English  
British Columbia Building Code 2024 Rev 1



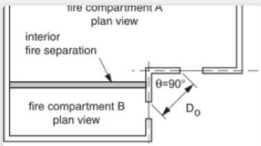
**Figure A-3.1.11.7.(8) Fire block**

2024, April English  
British Columbia Building Code 2024 Rev 1



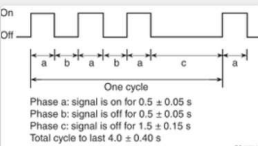
**Figure A-3.2.3.1.(4) Spatial separation design**

2024, April English  
British Columbia Building Code 2024 Rev 1



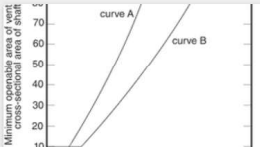
**Figure A-3.2.3.14.(1)-A Openings in wall at a right-angle corner**

2024, April English  
British Columbia Building Code 2024 Rev 1



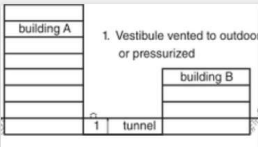
**Figure A-3.2.4.18.(2)-A Temporal pattern for fire alarm signal**

2024, April English  
British Columbia Building Code 2024 Rev 1




**Figure A-3.2.6.2.(4)-A Vent to a vertical service space without other...**

2024, April English  
British Columbia Building Code 2024 Rev 1



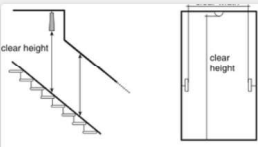
**Figure A-3.2.6.3.(1)-A Buildings connected by a tunnel**

2024, April English  
British Columbia Building Code 2024 Rev 1



**Figure A-3.3.2.10. Handrail installation configurations**

2024, April English  
British Columbia Building Code 2024 Rev 1



**Figure A-3.4.3.4. Measuring clear height**

2024, April English  
British Columbia Building Code 2024 Rev 1

<
1
2
3
...
10
11
12
>

# Terms Search

trax

The screenshot displays the 'trax' Terms Search interface. At the top, the 'trax' logo is on the left, and 'LIBRARY' and 'PROJECTS' are in the center. On the right, there is a user profile icon and a lightning bolt icon. Below the header, a search bar contains the text 'doors'. To the left of the search bar, there are tabs for 'ALL', 'TABLES', 'FIGURES', and 'TERMS', with 'TERMS' being the active tab. Below the search bar, there is a 'FILTERS' section with a toggle for 'Most Current' and sections for 'Jurisdiction' (All, Ontario, Alberta, National), 'Types' (Codes, Acts, Standards, Intents, Guides), and 'Language' (English, French). The main content area is titled 'TERM OCCURRENCES' and displays 'NO RESULTS FOUND'. On the right side, there is a 'RECOMMENDED TERMS' section with buttons for 'Exit', 'Opaque building assembly', 'Impeded egress zone', 'Enclosed space', 'Frame', 'Exterior exit', and 'Horizontal exit'. The 'Impeded egress zone' button is highlighted with a yellow box.

trax LIBRARY PROJECTS

doors

Q ALL TABLES FIGURES TERMS QUESTION & ANSWER BETA

TERMINOCCURRENCES

NO RESULTS FOUND

RECOMMENDED TERMS

Exit Opaque building assembly Impeded egress zone

Enclosed space Frame Exterior exit Horizontal exit

# Terms Search



trax

LIBRARYPROJECTS

Impeded egress zone

Q ALLTABLESFIGURESTERMS

FILTERS

Most Current

Jurisdiction

AllOntarioAlbertaNational

Types

CodesActsStandards

IntentsGuides

Language

EnglishFrench

QUESTION & ANSWERBETA

TERM OCCURRENCES

3.2.2.19. Buildings Containing Impeded Egress ZonesPREVIEW

2020, JanuaryEnglishNational Building Code of Canada, English

Division B Acceptable Solutions / Part 3 Fire Protection, Occupant Safety and Accessibility / Section 3.2. Building Fire Safety / 3.2.2. Building Size and Construction Relative to Occupancy

3.2.2.19. Buildings Containing Impeded Egress ZonesPREVIEW

2019, JanuaryEnglishAlberta Edition of National Building Code

Division B Acceptable Solutions / Part 3 Fire Protection, Occupant Safety and Accessibility / Section 3.2. Building Fire Safety / 3.2.2. Building Size and Construction Relative to Occupancy

3.2.2.19. Buildings Containing Impeded Egress ZonesPREVIEW

2023, FebruaryEnglishOntario Building Code - Volume 1, O. Reg. 332/12

Division B Acceptable Solutions / Part 3 Fire Protection, Occupant Safety and Accessibility / Section 3.2. Building Fire Safety / 3.2.2. Building Size and Construction Relative to Occupancy

3.4.6.16. Door Release HardwarePREVIEW

2020, JanuaryEnglishNational Building Code of Canada, English

Division B Acceptable Solutions / Part 3 Fire Protection, Occupant Safety and Accessibility / Section 3.4. Exits / 3.4.6. Types of Exit Facilities

A-3.3.1.12.(6) Controlled Egress DoorsPREVIEW

2022, JanuaryEnglishOntario Building Code - Volume 2

Appendix A Explanatory Information / Explanatory Material for Division B

3.4.6.16. Door Release HardwarePREVIEW

2019, JanuaryEnglishAlberta Edition of National Building Code

Division B Acceptable Solutions / Part 3 Fire Protection, Occupant Safety and Accessibility / Section 3.4. Exits / 3.4.6. Types of Exit Facilities

3.3.1.12. Sliding DoorsPREVIEW

2020, JanuaryEnglishNational Building Code of Canada, English

Division B Acceptable Solutions / Part 3 Fire Protection, Occupant Safety and Accessibility / Section 3.3. Safety within Floor Areas / 3.3.1. All Floor Areas

TERM DEFINITIONS

Impeded egress zone

 means a supervised area in which occupants have free movement but require the release, by security personnel, of security doors at the boundary before they are able to leave the area, but does not include a contained use area. [Ontario Fire Code, O. Reg. 213/07](#)

Impeded egress zone

 means a supervised area in which occupants have free movement but require the release, by security personnel, of security doors at the boundary before they are able to leave the area, but does not include a contained use area. [National Building Code of Canada, English](#)

Impeded egress zone

 Impeded egress zone means a supervised area in which occupants have free movement but require the release, by security personnel, of security doors at the boundary before they are able to leave the area, but does not include a contained use area. [Ontario Building Code - Volume 2](#)

Impeded egress zone

 means a supervised area in which occupants have free movement but require the release, by security personnel, of security doors at the boundary before they are able to leave the area, but does not include a contained use area. [Alberta Edition of National Building Code](#)

Impeded egress zone

 Impeded egress zone means a supervised area in which occupants have free movement but require the release, by security personnel, of security doors at the boundary before they are able to leave the area, but does not include a contained use area. [Ontario Building Code, Volume 1, O. Reg. 332/12](#)

# Search within a Code

trax

- Searching within a Code opens a Results panel on the left.
- Clicking on a result scrolls the Contents tree and the Section panel to that location.
- This helps maintain the context of which results you have already visited.

The screenshot displays the trax software interface for searching within a code. The top navigation bar includes the trax logo, 'LIBRARY', and 'PROJECTS'. A search bar at the top right shows the version 'April 10, 2024 (Rev ...)'.

The search results are displayed in a panel on the left, titled 'access routes'. The results are sorted by 'MATCH' and include a list of sections. The first result is '3.2.5.4. Access Routes', which is highlighted. Below it are '3.2.5.5. Location of Access Routes' and 'A-3.2.5.6.(1) Fire Department Access Route'. Other results include 'A-9.10.20.3.(1) Fire Department Access Route Modification', '3.8.2.10. Signs and Indicators', '3.2.2.10. Streets', '2.2.2.2. Site Plans', '3.10.1.1. Attributions to Acceptable Solutions', '9.9.12.3. Emergency Lighting', '3.2.7.3. Emergency Lighting', '3.8.3.4. Exterior Passenger-Loading Zones', 'A-3.8.2.5. Parking Areas', 'A-3.3.2.1.(2) Use of NFPA 101', 'A-3.8.2.2. Entrances', '3.2.5.6. Access Route Design', '3.9.2.3. Access Route', and '3.1.5.24. Decorative Wood Cladding'.

The main content area shows the 'British Columbia Building Code 2024 Rev 1' with a table of contents. The '3.2.5.4. Access Routes' section is highlighted. The table of contents includes sections 3.2.5.3. Roof Access, 3.2.5.4. Access Routes, 3.2.5.5. Location of Access Routes, 3.2.5.6. Access Route Design, 3.2.5.7. Water Supply, 3.2.5.8. Standpipe Systems, 3.2.5.9. Standpipe System Design, 3.2.5.10. Hose Connections, 3.2.5.11. Hose Stations, 3.2.5.12. Automatic Sprinkler Systems, 3.2.5.13. Combustible Sprinkler Piping, 3.2.5.14. Sprinklered Service Space, 3.2.5.15. Fire Department Connections, 3.2.5.16. Portable Fire Extinguishers, 3.2.5.17. Protection from Freezing, 3.2.5.18. Fire Pumps, 3.2.6. Additional Requirements for High Buildings, and 3.2.7. Lighting and Emergency Power Systems.

The right panel shows the detailed view of the '3.2.5.4. Access Routes' section. It includes a table of contents for this section, with '3.2.5.4. Access Routes' highlighted. The detailed view shows the text of the section, including a list of requirements for access routes. The text includes a list of requirements for access routes, including a list of requirements for access routes, including a list of requirements for access routes.



# Search within a Code

trax

- Searching within a Code opens a Results panel on the left.
- Clicking on a result scrolls the Contents tree and the Section panel to that location.
- This helps maintain the context of which results you have already visited.

The screenshot displays the trax software interface for searching within a code. The top navigation bar shows 'trax' and tabs for 'LIBRARY' and 'PROJECTS'. A search bar is located in the top right corner, with a dropdown menu showing 'Version April 10, 2024 (Rev ...)'.

The main content area displays the 'British Columbia Building Code 2024 Rev 1'. A search for 'access routes' has been performed, resulting in a list of items on the left and a detailed results panel on the right.

The left panel shows a list of items, including '1.1.1.1. Application of this Code', '1.4.1.2. Defined Terms', 'A-1.4.1.2.(1) Defined Terms', '3.2.1.1. Functional Statements', '1.3.1.2. Applicable Editions', '3.1.4.8. Exterior Cladding', '3.1.5.24. Decorative Wood Cladding', '3.1.6.9. Exterior Cladding', '3.1.8.10. Installation of Fire Dampers', '3.1.8.11. Installation of Smoke Dampers', '3.1.8.13. Self-closing Devices', '3.1.8.17. Temperature Rise Limit for Doors', '3.2.1.1. Exceptions in Determining Building Height', '3.2.2.10. Streets', '3.2.2.15. Storeys below Ground', '3.2.2.17. Roof Assemblies and Mezzanines in Gymnasiums, Swimming ...', and '3.2.4.1. Determination of Requirement for a Fire Alarm System'.

The right panel shows the detailed results for '3.2.5.4. Access Routes'. The results include a list of items and a detailed description of the requirements for access routes, including a list of items and a detailed description of the requirements for access routes.

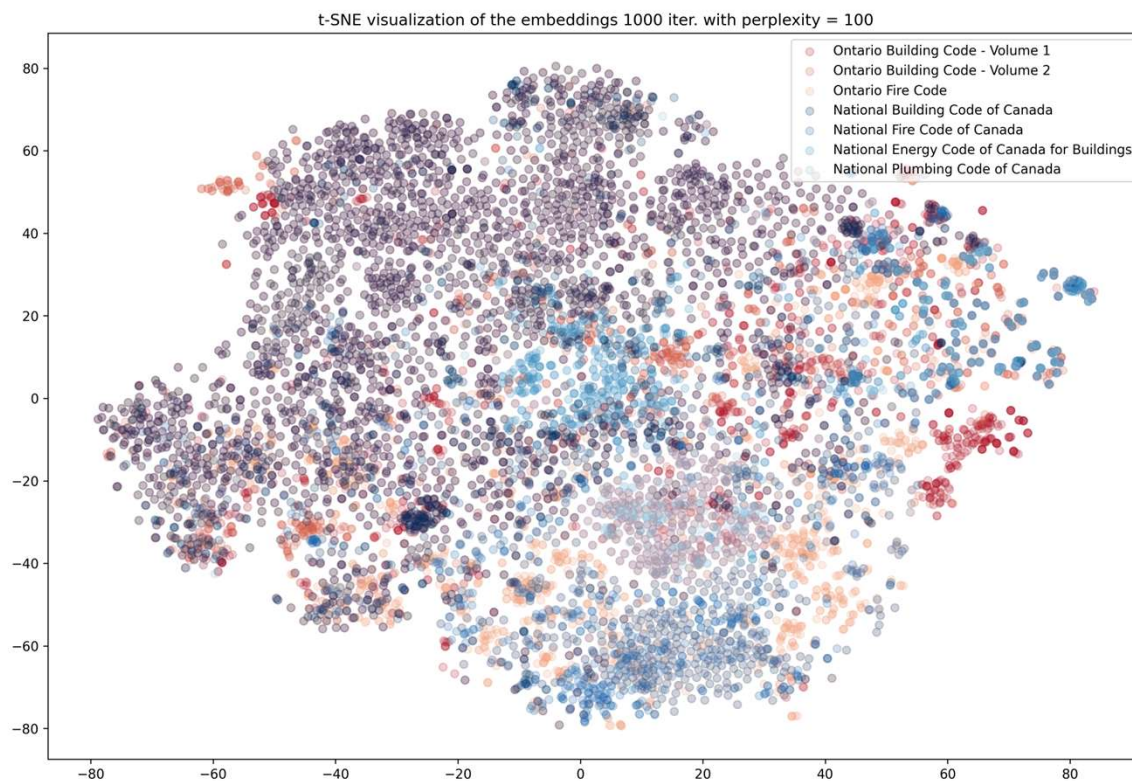
## AI Related Sections



The screenshot displays the Trax application interface. On the left is a sidebar with a tree view of document sections. The main content area shows a list of recommended sections, including '1.3.3.4. Building Size Determination' and '1.3.4. Application of Division C'. On the right is a panel with a search bar and a list of documents, including 'USC Ginsberg Hall Living Lab'.

# AI Analysis of Related Sections

Map of related code section semantic overlaps that drives the related document ranking shown (projection from high dimensional space) for building code analysis.



Recommended Sections in Other Documents

These sections are recommended in other documents in relation to the current section.

Jurisdictions: ☒ National ☒ Ontario ☒ British Columbia ☐ Alberta ☐ Saskatchewan ☐ New Brunswick ☐ Newfoundland and Labrador ☐ Prince Edward Island ☐ Northwest Territories ☐ Yukon ☐ Nunavut

Types: ☒ Codes ☒ Acts ☒ Guides ☒ Intents ☒ Standards

Ontario

**1.3.3.4. Building Size Determination** ★★★★★  
Ontario Building Code 2024 - Volume 1 Jan 13, 2025 code  
Section 1.3. Divisions A, B and C of this Code > Part 1 Compliance > Division A Compliance, Objectives and Functional Statements

**A-1.3.3.4.(2) Buildings Divided by Firewalls** ★★★★★  
Ontario Building Code 2024 - Volume 1 Jan 13, 2025 code  
Part 1 Compliance > Division A Compliance, Objectives and Functional Statements

**3.2.2.1. Application** ★★★★★  
Ontario Building Code 2024 - Volume 1 Jan 13, 2025 code  
Section 3.2. Building Fire Safety > Part 3 Fire Protection, Occupant Safety and Accessibility > Division B Acceptable Solutions

**9.10.18.6. Portions of Buildings Considered as Separate Buildings** ★★★★★  
Ontario Building Code 2024 - Volume 1 Jan 13, 2025 code  
Section 9.10. Fire Protection > Part 9 Housing and Small Buildings > Division B Acceptable Solutions

**3.3.4.2. Fire Separations** ★★★★★  
Ontario Building Code 2024 - Volume 1 Jan 13, 2025 code  
Section 3.3. Safety within Floor Areas > Part 3 Fire Protection, Occupant Safety and Accessibility > Division B Acceptable Solutions

**3.2.2.32. Group A, Division 3, One Storey, Increased Area** ★★★★★  
Ontario Building Code 2024 - Volume 1 Jan 13, 2025 code  
Section 3.2. Building Fire Safety > Part 3 Fire Protection, Occupant Safety and Accessibility > Division B Acceptable Solutions

National

**1.3.3.4. Building Size Determination** ★★★★★  
National Building Code of Canada, English 2020 code  
Section 1.3. Divisions A, B and C of this Code > Part 1 Compliance > Division A Compliance, Objectives and Functional Statements

**Buildings Separated by Firewalls** ★★★★★  
Illustrated User's Guide: NBC 2015 Part 9 of Division B: Housing and Small Buildings 2018 guide  
9.1.1.1. Application > 9.1.1 Application > 9.1. General



# See Updates Visually across Jurisdictions

trax

The screenshot displays the trax software interface, which is used for managing building codes across different jurisdictions. The interface is divided into several sections:

- Left Sidebar:** Contains a navigation menu for the "Ontario Building Code - Volume 1, O. Reg. 332/12". The menu is organized into a tree structure with expandable sections. The current selection is "1.4.1.2. Defined Terms".
- Top Bar:** Includes a search bar, a version dropdown set to "February 28, 2023 (...)", and a "Current Project" dropdown set to "Lakeside Campus Net Zero Student Housing".
- Main Content Area:** Displays the text of the selected code section. The text is highlighted in yellow to show changes. A "Compare Document" dialog box is open, showing options to "On" and "Only Show Changes", and a dropdown to "Compare Document with November 1, 2022 ...".
- Right Sidebar:** Contains navigation buttons for "PREVIOUS" and "NEXT", and a "Compare Document" button.

The text in the main content area includes definitions for "Deep foundation", "Demountable stage", and "Demountable support structure". The text is highlighted in yellow to show changes.

**Compare Document Dialog:**

- On
- Only Show Changes
- Compare Document with November 1, 2022 ...

# See Updates Visually across Jurisdictions

trax

## 3.1.5.20. Combustible Plumbing Fixtures

(1) Combustible plumbing **fixtures, including wall and ceiling enclosures that form part of the plumbing fixture**, are permitted in a building required to be of noncombustible construction **provided** they are constructed of material having a flame-spread rating and smoke developed classification **not more than that** permitted **for the wall surface of the room or space in which they are installed**.

## 3.1.5.21. Wires and Cables

(1) Except as **required** by Sentence (2) and Articles 3.1.5.22, and 3.1.5.25, optical fibre cables and electrical wires and cables with combustible insulation, jackets or sheathes are permitted in a building required to be of noncombustible construction , **provided**

- (a) the wires and cables exhibit a vertical char of not more than 1.5 m when tested in conformance with the Vertical Flame Test ‡ Cables in **Cable Trays (FT4 rating)** in CSA C22.2 No. 0.3, **"Test methods for electrical wires and cables"**;
- (b) the wires and cables are located **in**
  - (i) totally enclosed noncombustible **raceways (see Note A-3.1.4.3.(1)(b)(i)).**
  - (ii) **masonry** walls,
  - (iii) concrete slabs,
  - (iv) a service room separated from the remainder of the building by a fire separation having a fire-resistance rating not less than 1 h, or
  - (v) totally enclosed **non-metallic** raceways conforming to Clause 3.1.5.23.(1)(b), or
- (c) the wires and cables are communication cables used at the service entry to a building and are not more than 3 m long. **(See Note A-3.1.5.21.(1).)**

(2) **Except as permitted in Sentences (3) and (4), optical fibre cables and electrical wires and cables with combustible insulation, jackets or sheathes that are used for the transmission of voice, sound or data and are not located in totally enclosed noncombustible raceways are permitted to be installed in a plenum in a building required to be of noncombustible construction, provided** the wires and cables exhibit a **horizontal flame distance** of not more than 1.5 m , **an average optical smoke density of not more than 0.15, and a peak optical** smoke density of not more than 0.5 when tested in conformance with **CAN/ULC-S102.4, "Standard Method of Test for Fire and Smoke Characteristics of Electrical Wiring, Cables and Non-Metallic Raceways"** (FT6 rating).

(3) Except as permitted in Sentence (4) , where totally enclosed noncombustible raceways are used in a plenum , exposed components of wiring systems with combustible insulation, jackets or sheathes, including optical fibre cables and electrical wires and cables that are used for the transmission of voice, sound or data, that are installed in the plenum or that extend not more than 9 m from the plenum including drop down to the floor level, are permitted provided they exhibit a vertical char of not more than 1.5 m when tested in conformance with the Vertical Flame Test - Cables in Cable Trays (FT4 rating) in CSA C22.2 No. 0.3, "Test methods for electrical wires and cables."

(4) Cables or wires within plenums that are used for the transmission of signals in fire alarm systems need not comply with the requirements of Sentences (2) and (3) .

## 3.1.5.22. Combustible Travelling Cables for Elevators

(1) Combustible travelling cables are permitted on elevating devices in a building required to be of noncombustible construction .

## 3.1.5.23. Non-metallic Raceways

(1) Except as **required in Sentence (2)**, subject to **the limits on the size of elements that penetrate** fire separations **when complying with Article 3.1.9.2** , within a fire compartment of a building required to be of noncombustible construction , totally enclosed **non-metallic** raceways not more than 175 mm in outside diameter, or **of** an equivalent rectangular area, are permitted to be used to enclose optical fibre cables and electrical wires and cables, **provided**

- (a) **where** the wires and cables in the raceways meet or exceed the requirements of Clause 3.1.5.21.(1)(a) , the **non-metallic** raceways meet the requirements for at least an FT4 rating **in**
  - (i) CAN/CSA-C22.2 No. 262, **"Optical** Fiber Cable and Communication Cable Raceway **Systems"** or
  - (ii) CAN/ULC-S143, **"Standard Method of Fire Tests for Non-Metallic Electrical and Optical Fibre Cable Raceway **Systems"**** and
- (b) **where** the wires and cables in the raceways do not meet or exceed the requirements of Clause 3.1.5.21.(1)(a) , the **non-metallic** raceways exhibit a vertical char **of** not more than 1.5 m when tested in conformance with the Vertical Flame Test (FT4) ‡ Conduit or Tubing on Cable Tray in Clause 6.16 of CSA C22.2 No. 211.0, **"General** Requirements and Methods of Testing for Nonmetallic **Conduit"**.

(2) Totally enclosed non-metallic raceways used in a plenum in a building required to be of noncombustible construction shall exhibit a horizontal flame distance of not more than 1.5 m , an average optical smoke density of not more than 0.15, and a peak optical smoke density of not more than 0.5 when tested in conformance with CAN/ULC-S102.4, "Standard Method of Test for Fire and Smoke Characteristics of Electrical Wiring, Cables and Non-Metallic Raceways" (FT6 rating).

## 3.1.5.24. Decorative Wood Cladding

(1) **On buildings required to be of noncombustible construction** , decorative **wood** cladding is permitted to be used on **the exterior fascias and soffits of marquees or canopies on the building face** of a storey having direct access to a street or access route, provided the **wood** cladding is fire **retardant** treated wood **that has been conditioned in conformance with ASTM D2898, "Standard Practice for Accelerated Weathering of Fire-Retardant Treated Wood for Fire Testing"**, before **being tested in accordance with** CAN/ULC-S102, **"Standard Method of Test** for Surface Burning Characteristics of Building Materials and **Assemblies"**.

## Ontario Building Code - Volume 1, O. Reg. 332/12 - April 10, 2024

## 3.1.5.17. Combustible Plumbing Fixtures

(1) Combustible plumbing **fixtures** are permitted in a building required to be of noncombustible construction **if** they are constructed of material having a flame-spread rating and smoke developed classification permitted in **Subsection 3.1.13**.

## 3.1.5.18. Wires and Cables

(1) Except as **permitted** by Sentence (2) and Articles 3.1.5.19, and 3.1.5.21, optical fibre cables and electrical wires and cables with combustible insulation, jackets or sheathes are permitted in a building required to be of noncombustible construction , **provided**,

- (a) the wires and cables exhibit a vertical char of not more than 1.5 m when tested in conformance with the Vertical Flame Test ‡ Cables in **Cabletrough** in **Clause 4.11.4 of** CSA C22.2 No. 0.3, **"Test Methods for Electrical Wires and Cables"** (FT4 Rating),
- (b) the wires and cables are located **in**
  - (i) totally enclosed noncombustible **raceways**,
  - (ii) **concealed spaces in** walls,
  - (iii) concrete slabs,
  - (iv) a service room separated from the remainder of the building by a fire separation having a fire-resistance rating not less than 1 h, or
  - (v) totally enclosed **nonmetallic** raceways conforming to Clause 3.1.5.20.(1)(b), or
- (c) the wires and cables are communication cables used at the service entry to a building and are not more than 3 m long.

(2) **The requirement in Clause (1)(a) is considered to be met where** the wires and cables exhibit a **flame-spread** of not more than 1.5 m , a smoke density of not more than 0.5 **at peak optical density and a smoke density not more than 0.15 at average optical density** when tested in conformance with **the Flame** and Smoke **Test in the Appendix to CSA C22.2 No. 0.3, "Test Methods for** Electrical **Wires and Cables"** (FT6 Rating).

## 3.1.5.19. Combustible Travelling Cables for Elevators

(1) Combustible travelling cables are permitted on elevating devices in a building required to be of noncombustible construction .

## 3.1.5.20. Nonmetallic Raceways

(1) Except as **provided by Subclause 3.6.4.3.(1)(a)(iv) and** subject to limits on size **for penetrations** of fire separations **as required by Sentence 3.1.9.3.(2)** , within a fire compartment of a building required to be of noncombustible construction , totally enclosed **nonmetallic** raceways not more than 175 mm in outside diameter, or an equivalent rectangular area, are permitted to be used to enclose optical fibre cables and electrical wires and cables, **provided where**

- (a) the wires and cables in the raceways meet or exceed the requirements of Clause 3.1.5.18.(1)(a) , the **nonmetallic** raceways meet the requirements for at least an FT4 rating **in**
  - (i) CAN/CSA-C22.2 No. 262, **"Optical** Fiber Cable and Communication Cable Raceway **Systems"**, or
  - (ii) CAN/ULC-S143, **"Fire** Tests for Non-Metallic Electrical and Optical Fibre Cable Raceway **Systems"**, and
- (b) the wires and cables in the raceways do not meet or exceed the requirements of Clause 3.1.5.18.(1)(a) , the **nonmetallic** raceways exhibit a vertical char not more than 1.5 m when tested in conformance with the Vertical Flame Test (FT4) ‡ Conduit or Tubing on Cable Tray in Clause 6.16 of CSA C22.2 No. 211.0, **"General** Requirements and Methods of Testing for Nonmetallic **Conduit"**.

## 3.1.5.25. Wood Decorative Cladding

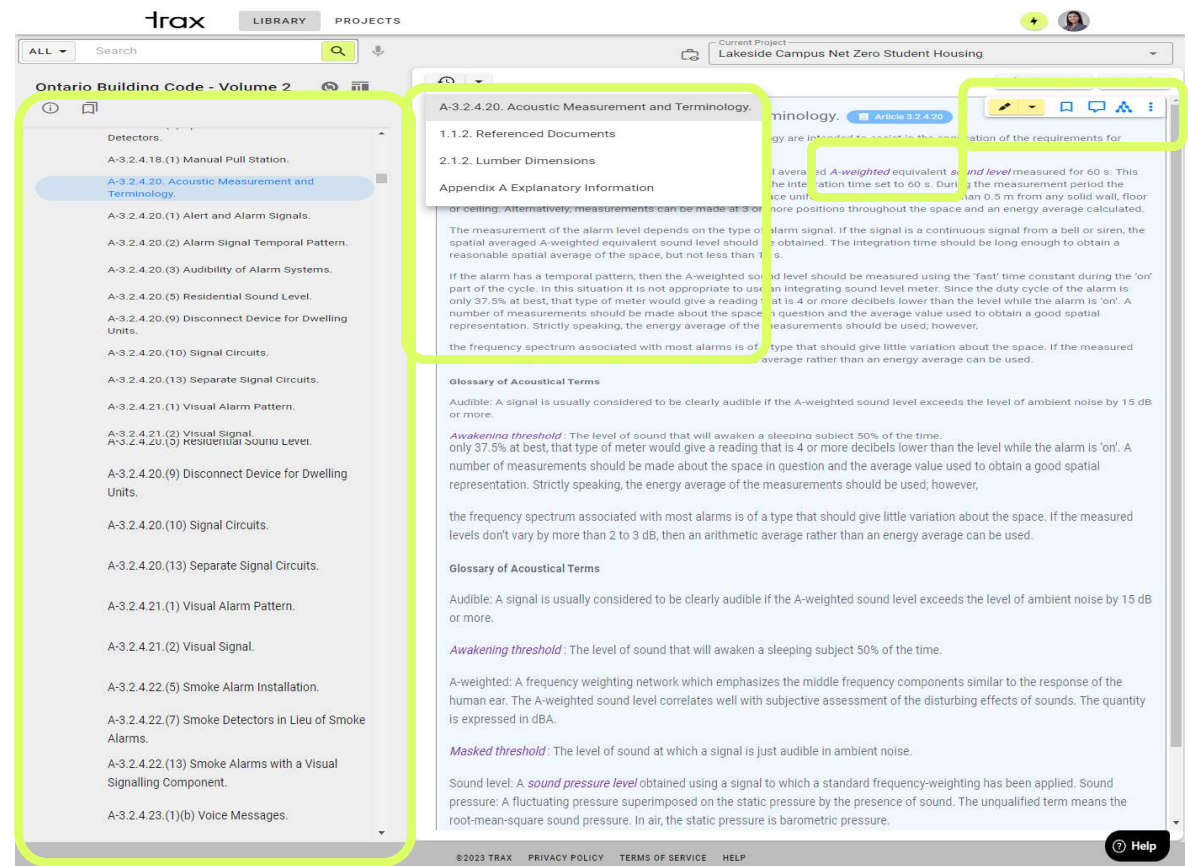
(1) **Wood** decorative cladding is permitted to be used on exterior **marquee fascias**, of a storey having direct access to a street or access route, **of a building required to be of noncombustible construction**, provided the cladding is fire **retardant** treated wood **that, before testing to** CAN/ULC-S102, **Test** for Surface Burning Characteristics of Building Materials and **Assemblies**, **has been conditioned in conformance with ASTM D2898, "Accelerated Weathering of Fire-Retardant-Treated Wood for Fire Testing"**.

# Easy Navigation

trax

Trax Codes makes navigation and interpretation easier:

- tree table of contents on the left
- use the History button to return to previously visited items
- linking referenced items
- Previous / Next buttons to move the focus to neighbouring items
- pop-up definitions for specific terms defined in other parts of the code
- open links in new tabs, like a website



# Easy Navigation



Ontario Building Code - Volume 1, O. Reg. 332/12

▼ Division A Compliance, Objectives and Functional Statements

▶ Part 1 Compliance and General

▼ Part 2 Objectives

▼ Section 2.1. Application

▼ 2.1.1. Application

2.1.2. Application

▶ Section 2.2. Objectives

▶ Part 3 Functional Statements

▶ Division B Acceptable Solutions

▶ Division C Administrative Provisions

Section 2.1. Application

2.1.1. Application

2.1.1.1. Application of Objectives

(1) The *objectives* set out in [Table 2.2.1.1.](#) apply only to the extent that they relate to compliance with

Section 2.2. Objectives

2.2.1. Objectives

2.2.1.1. Objectives

A-2.2.1.1.(1) Objectives.

(1) The *objectives* of this Code shall be those set out in [Table 2.2.1.1.](#)



trax

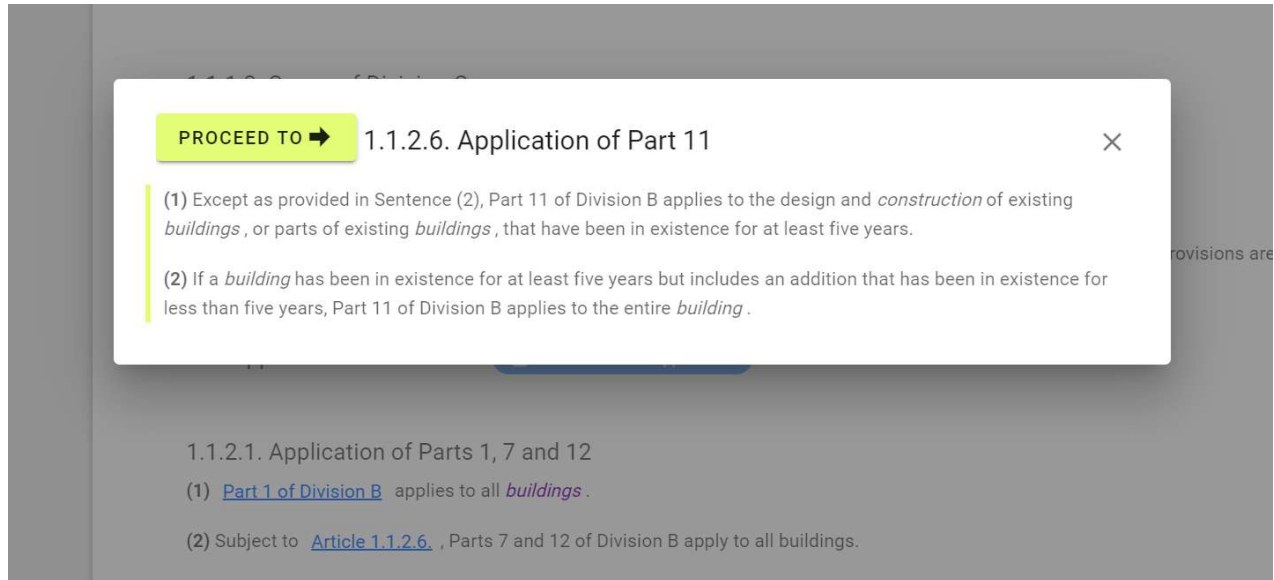
[illegible]

# Quick Link Preview



The **Link Preview** feature, similar to how term definitions can be displayed in-context in a pop-up dialog, when clicking on a link, a pop-up dialog will open with the content of the destination section.

In the popup, simply click the "Proceed to" button to go to the destination section or click outside the dialog to close it (or hit the Esc key, or the X button in the top right of the dialog).





# Collaboration: Easy to Share

Use the Context Menu on an item to:

- Copy a link, URL, or Reference to the clipboard
- Copy the item's content to the clipboard
- Print the section
- Share the item using the system share function
- Report a problem with the item content

## 4.1.6.2. Specified Snow Load

(See [Note A-4.1.6.2.](#) )

1) The specified load,  $S$ , due to snow and associated rain accumulation on a roof or any other *building* surface accumulation shall be calculated using the formula

$$S = I_s [S_g (C_b C_w C_s C_a) + S_r]$$

where

$I_s$  = importance factor for snow load, as provided in [Table 4.1.6.2-A](#) ,

$S_g$  = 1-in-50-year ground snow load, in kPa, determined in accordance with [Subsection 1.1.3](#) ,

$C_b$  = basic roof snow load factor in [Sentence \(2\)](#) ,

$C_w$  = wind exposure factor in [Sentences \(3\) and \(4\)](#) ,

$C_s$  = slope factor in [Sentences \(5\) to \(7\)](#) ,

$C_a$  = accumulation factor in [Sentence \(8\)](#) , and

$S_r$  = 1-in-50-year associated rain load, in kPa, determined in accordance with [Subsection 1.1.3](#) , but not greater than

Table 4.1.6.2-A

Importance Factor for Snow Load,  $I_s$

Forming Part of [Sentence 4.1.6.2\(1\)](#)

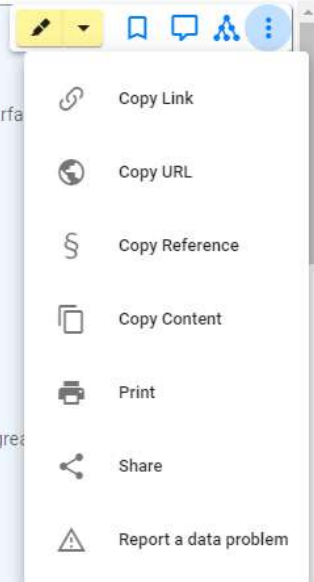
Importance Category	Importance Factor, $I_s$	
	ULS	SLS
Low	0.8	0.9
Normal	1	0.9
High	1.15	0.9
Post-disaster	1.25	0.9

2) The basic roof snow load factor,  $C_b$ , shall

a. be determined as follows:

i.

$$C_b = 0.8 \text{ for } l_e \leq \left(\frac{70}{C^2}\right), \text{ and}$$



# Collaboration: Share specific document parts

trax

Select any level of hierarchy to share.

### 4.1.6.2. Specified Snow Load

(See [Note A-4.1.6.2.](#) )

1) The specified load,  $S$ , due to snow and associated rain accumulation on a roof or any other *building* surface subject to snow accumulation shall be calculated using the formula

$$S = I_s [S_s (C_b C_w C_s C_a) + S_r]$$

where

$I_s$  = importance factor for snow load, as provided in [Table 4.1.6.2-A](#) ,

$S_s$  = 1-in-50-year ground snow load, in kPa, determined in accordance with [Subsection 1.1.3](#) ,

$C_b$  = basic roof snow load factor in [Sentence \(2\)](#) ,

$C_w$  = wind exposure factor in [Sentences \(3\) and \(4\)](#) ,

$C_s$  = slope factor in [Sentences \(5\) to \(7\)](#) ,

$C_a$  = accumulation factor in [Sentence \(8\)](#) , and

$S_r$  = 1-in-50-year associated rain load, in kPa, determined in accordance with [Subsection 1.1.3](#) ,

Sentence 4.1.6.2. (1)

- Copy Link
- Copy URL
- Copy Reference
- Copy Content

Table 4.1.6.2-A  
Importance Factor for Snow Load,  $I_s$   
Forming Part of [Sentence 4.1.6.2.\(1\)](#)

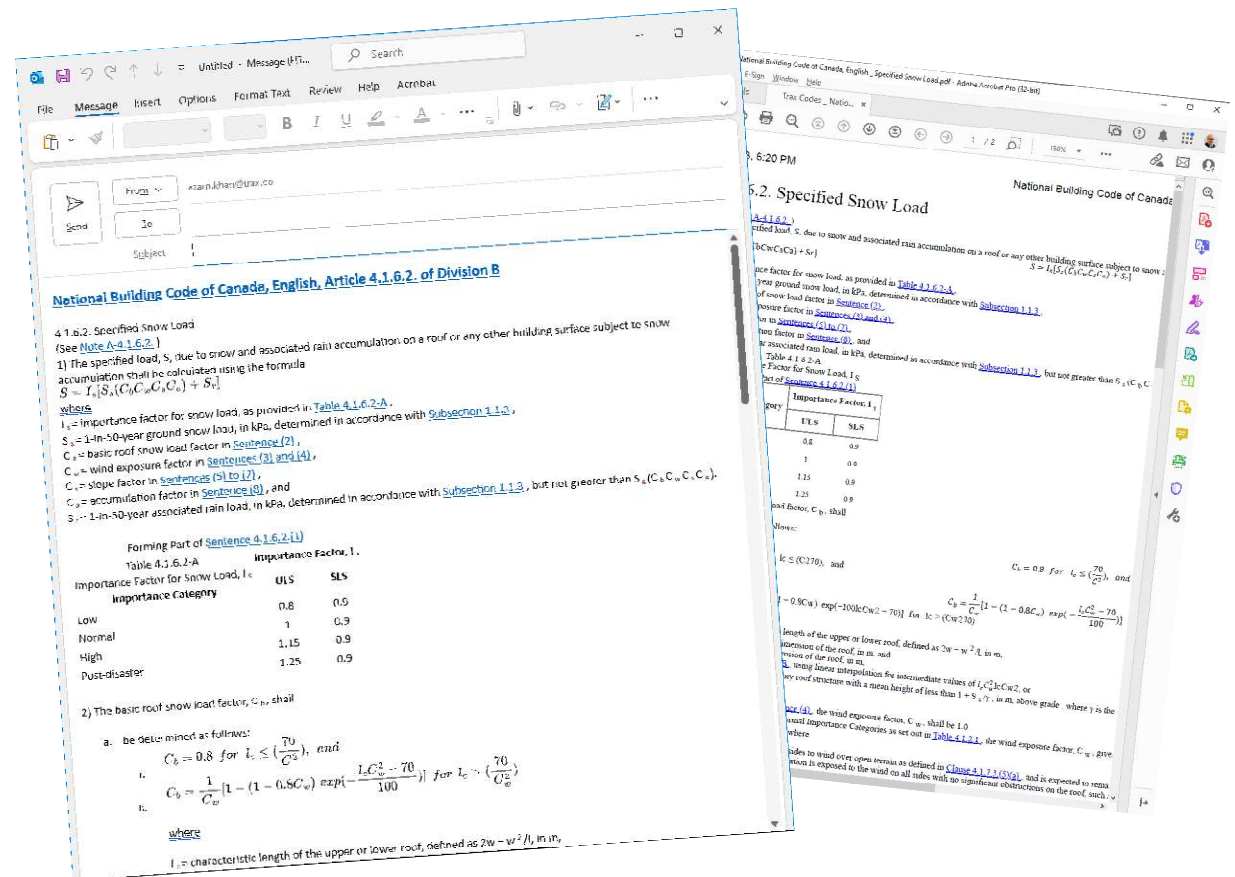
Importance Category	Importance Factor, $I_s$	
	ULS	SLS
Low	0.8	0.9

# Collaboration: Paste into email, ePermit systems...

Trax

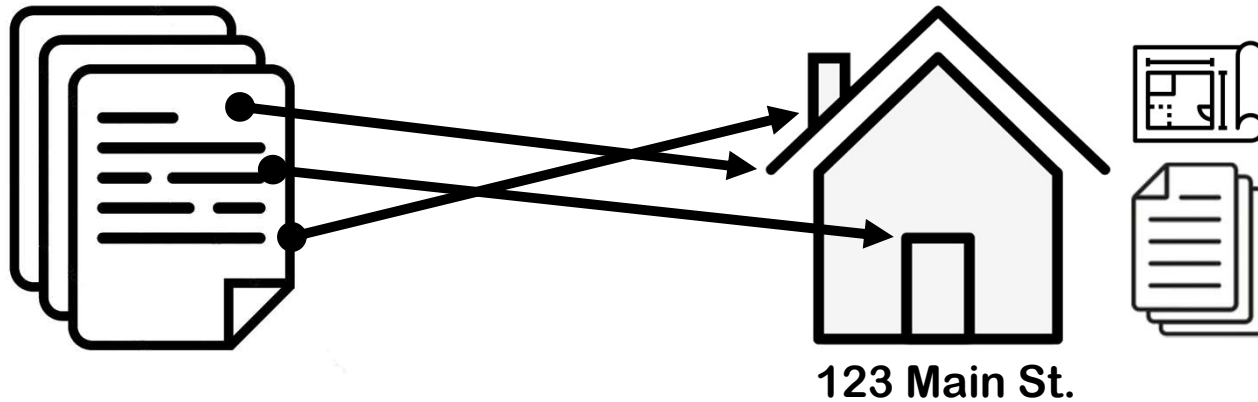
Paste into:

- Word, Excel, google Docs, etc.
- E-mail, E-Permit systems, inspection reports, compliance letters, etc.
- Print to PDF or paper.
- Share link using txt message or WhatsApp on mobile device, etc.



## Library

## Projects



Our Digital Library contains 66 versions of 45 different **Codes, Guides, Intents, Acts**, and 3<sup>rd</sup> party Content which would be **over 15,000 pages** if printed!

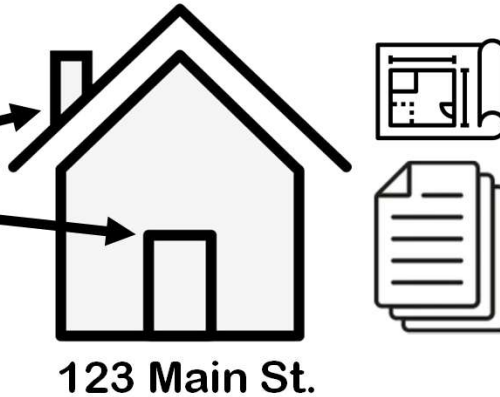
Projects are used to collect code references for each **Code Review**, or Permit Application. Also, people can be invited to a Project to **collaborate** or respond.

## Library



Our Digital Library contains 66 versions of 45 different **Codes, Guides, Intents, Acts**, and 3<sup>rd</sup> party Content which would be **over 15,000 pages** if printed!

## Projects



Projects are used to collect code references for each **Code Review**, or Permit Application. Also, people can be invited to a Project to **collaborate** or respond.

# Projects (Reviews)

trax

The screenshot displays the Trax web application interface. The browser address bar shows the URL `app.trax.co/projects/0c2c8e36f5`. The page title is "Lakeside Campus Net Zero Student Housing". The main content area includes a description: "New on-campus Net-zero Student Housing building project." and a list of items: "Secondary Dwelling". A 3D architectural rendering of the building is shown, with a map overlay indicating the location in Toronto, Ontario, Canada. The left sidebar contains a "Collaborators" section with three users: Simon (Contributor), Azam (Admin), and Lisa (Admin). Below this are links for "MANAGE COLLABORATORS" and "SEND INVITE". The right sidebar shows a list of "Attachments" and "Bookmarks & Comments". The "Attachments" section includes "NATIONAL BUILDING CODE OF CANADA, ENGLISH - 2020" and "ONTARIO BUILDING CODE - VOLUME 2 - JANUARY 1, 2022". The "Bookmarks & Comments" section lists various building code sections with their respective counts: "1.1.1.1. Scope of Division A" (2), "1.1.2.1. Application of Parts 1, 7 and 12" (2), "1.1.2.6. Application of Part 11" (1), "1.1.2.7. Existing Buildings" (2), "1.1.3.2. Building Size Determination Of Building Divided By Vertical Fire Separations" (1), and "1.3.1.1. Designated Structures" (1).

Bookmarks, highlights, comments, and file attachments can be grouped into collaborative projects.




# Projects (Reviews)

trax

Trax Codes | Lakeside Campus x

app.trax.co/projects/0c2c8e36f5

trax LIBRARY PROJECTS

 **Lakeside Campus Net Zero Student Housing**

NEW on-campus Net-zero Student Housing building project.

Secondary Dwelling

Created 11 months ago

EXPORT PROJECT (PDF)  
EXPORT PROJECT (WORD)  
EDIT  
DUPLICATE

**Collaborators**

Simon Contributor  
Azam Admin  
Lisa Admin

MANAGE COLLABORATORS  
SEND INVITE

EDIT DESCRIPTION SET LOCATION CLEAR LOCATION

ATTACHMENTS (4)

**Bookmarks & Comments**


NATIONAL BUILDING CODE OF CANADA, ENGLISH - 2020

ONTARIO BUILDING CODE - VOLUME 2 - JANUARY 1, 2022

ONTARIO BUILDING CODE - VOLUME 1, O. REG. 332/12 - NOVEMBER 1, 2022 (451/22)

- 1.1.1.1. Scope of Division A 2
- 1.1.2.1. Application of Parts 1, 7 and 12 2
- 1.1.2.6. Application of Part 11 1
- 1.1.2.7. Existing Buildings 2
- 1.1.3.2. Building Size Determination Of Building Divided By Vertical Fire Separations 1
- 1.3.1.1. Designated Structures 1

Project name, logo, and description:

 **Lakeside Campus Net Zero Student Housing**

New on-campus Net-zero Student Housing building project.

- Secondary Dwelling

Created 11 months ago


# Projects (Reviews)

trax

Trax Codes | Lakeside Campus x

app.trax.co/projects/0c2c8e36f5

trax LIBRARY PROJECTS

 CLEAR IMAGE

Created 11 months ago

EXPORT PROJECT (PDF)  
EXPORT PROJECT (WORD)  
EDIT  
DUPLICATE

**Collaborators**

Simon Contributor  
Azam Admin  
Lisa Admin

MANAGE COLLABORATORS  
SEND INVITE

**Lakeside Campus Net Zero Student Housing**

New on-campus Net-zero Student Housing building project.

- Secondary Dwelling

EDIT DESCRIPTION SET LOCATION CLEAR LOCATION

ATTACHMENTS (4)

**Bookmarks & Comments**

- NATIONAL BUILDING CODE OF CANADA, ENGLISH - 2020
- ONTARIO BUILDING CODE - VOLUME 2 - JANUARY 1, 2022
- ONTARIO BUILDING CODE - VOLUME 1, O. REG. 332/12 - NOVEMBER 1, 2022 (451/22)
  - 1.1.1.1. Scope of Division A 2
  - 1.1.2.1. Application of Parts 1, 7 and 12 2
  - 1.1.2.6. Application of Part 11 1
  - 1.1.2.7. Existing Buildings 2
  - 1.1.3.2. Building Size Determination Of Building Divided By Vertical Fire Separations 1
  - 1.3.1.1. Designated Structures 1

Project address and location:



71 MAIN STREET WEST, HAMILTON, ONTARIO L8P 4Y5,  
CANADA

# Projects (Reviews)

trax

The screenshot displays the TraxCodes interface for a project titled "Lakeside Campus Net Zero Student Housing". The main content area shows a map of the project location in Toronto, Ontario, with a secondary dwelling highlighted. A sidebar on the left lists collaborators: Simon (Contributor), Azam (Admin), and Lisa (Admin). Below the map, there are buttons for "EDIT DESCRIPTION", "SET LOCATION", and "CLEAR LOCATION".

On the right, a panel titled "ATTACHMENTS (4)" lists four files:

- Office Building.pdf, 441.0 kB, Last Modified: 2 months ago
- Large Building - Main Floor.pdf, 423.6 kB, Last Modified: 2 months ago
- report-annotation-copy-Ontario Building Code - Volume 1, O. Reg. 332/12 - July 1, 2022-2022-11-28.csv, 1.0 kB, Last Modified: 3 months ago
- report-annotation-copy-Ontario Building Code Vol 1 - November 1 2022-2022-11-24.xlsx, 10.7 kB, Last Modified: 2 months ago

Below the attachments list is a button labeled "+ ADD ATTACHMENT".

The bottom section of the screenshot shows a detailed view of the "ONTARIO BUILDING CODE - VOLUME 1, O. REG. 332/12 - NOVEMBER 1, 2022 (451/22)" document. The document is structured as follows:

- 1.1.1.1. Scope of Division A (2)
- 1.1.2.1. Application of Parts 1, 7 and 12 (2)
- 1.1.2.6. Application of Part 11 (1)
- 1.1.2.7. Existing Buildings (2)
- 1.1.3.2. Building Size Determination Of Building Divided By Vertical Fire Separations (1)
- 1.3.1.1. Designated Structures (1)

Project file attachments. Any file type can be attached. If the file type is recognized, it can be previewed from within TraxCodes.

# Projects (Reviews)

trax

Trax Codes | Lakeside Campus x +  
app.trax.co/projects/0c2c8e36f5

trax LIBRARY PROJECTS

Lakeside Campus Net Zero Student Housing

Attachment Viewer

Created 11

- EXPOR
- EXPOR
- EDIT
- DUPLI

Collabor

- SI
- Co
- Ac
- Li
- Ac
- MANA
- SEND

ATTACHMENTS (4)

Office Building.pdf , 441.0 kB, Last Modified: 2 months ago

2\_12 - July 1, 2022-2022-11-

22-2022-11-24.xlsx , 10.7 kB,

800.700.3305

OCAD

SECOND FLOOR PLAN

ONTARIO BUILDING CODE - VOLUME 2 - JANUARY 1, 2022

ONTARIO BUILDING CODE - VOLUME 1, O. REG. 332/12 - NOVEMBER 1, 2022 (451/22)

- 1.1.1.1. Scope of Division A
- 1.1.2.1. Application of Parts 1, 7 and 12
- 1.1.2.6. Application of Part 11
- 1.1.2.7. Existing Buildings
- 1.1.3.2. Building Size Determination Of Building Divided By Vertical Fire Separations
- 1.3.1.1. Designated Structures

For example, related drawings, BIM models, reports, etc. can be attached to Projects.


# Projects (Reviews)



Trax Codes | Lakeside Campus x

app.trax.co/projects/0c2c8e36f5

trax LIBRARY PROJECTS

 CLEAR IMAGE

Created 11 months ago

EXPORT PROJECT (PDF)  
EXPORT PROJECT (WORD)  
EDIT  
DUPLICATE

**Collaborators**

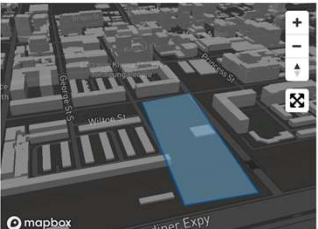
- Simon Contributor
- Azam Admin
- Lisa Admin

MANAGE COLLABORATORS  
SEND INVITE

**Lakeside Campus Net Zero Student Housing**

New on-campus Net-zero Student Housing building project.

- Secondary Dwelling



TORONTO, ONTARIO, CANADA

EDIT DESCRIPTION SET LOCATION CLEAR LOCATION

ATTACHMENTS (4)

**Bookmarks & Comments**

  - NATIONAL BUILDING CODE OF CANADA, ENGLISH - 2020
  - ONTARIO BUILDING CODE - VOLUME 2 - JANUARY 1, 2022
  - ONTARIO BUILDING CODE - VOLUME 1, O. REG. 332/12 - NOVEMBER 1, 2022 (451/22)
    - 1.1.1.1. Scope of Division A 2
    - 1.1.2.1. Application of Parts 1, 7 and 12 2
    - 1.1.2.6. Application of Part 11 1
    - 1.1.2.7. Existing Buildings 2
    - 1.1.3.2. Building Size Determination Of Building Divided By Vertical Fire Separations 1
  - 1.3.1.1. Designated Structures 1

For example, related drawings, BIM models, reports, etc. can be attached to Projects.

## Bookmarks & Comments

- NATIONAL BUILDING CODE OF CANADA, ENGLISH - 2020
- ONTARIO BUILDING CODE - VOLUME 2 - JANUARY 1, 2022
- ONTARIO BUILDING CODE - VOLUME 1, O. REG. 332/12 - NOVEMBER 1, 2022 (451/22)
  - 1.1.1.1. Scope of Division A 2
  - 1.1.2.1. Application of Parts 1, 7 and 12 2
  - 1.1.2.6. Application of Part 11 1
  - 1.1.2.7. Existing Buildings 2
  - 1.1.3.2. Building Size Determination Of Building Divided By Vertical Fire Separations 1




# Highlights, Bookmarks, Comments

trax

Comments are associated with the current project and can be exported per project.

Add multi-color highlights.

Add comments to any item of the code or a highlight.




## 1.1.2.6. Application of Part 11

- (1) Except as provided in Sentence (2), [Part 11 of Division B](#) applies to the design and construction of existing [buildings](#), or parts of existing [buildings](#), that have been in existence for at least five years.
- (2) If a [building](#) has been in existence for at least five years but includes an addition that has been in existence for less than five years, [Part 11 of Division B](#) applies to the entire [building](#).

## 1.1.2.7. Existing Buildings

A-1.1.2.7. Existing Buildings

- (1) Except as provided in [Section 3.17. of Division B](#), [Section 9.40. of Division B](#) and [Part 11 of Division B](#), if an existing [building](#) is extended or is subject to material alteration or repair, this Code applies only to the design and construction of the extensions and those parts of the [building](#) that are subject to the material alteration or repair.
- (2) If an existing previously occupied [building](#) is moved from its original location to be installed elsewhere, or is dismantled at its original location and moved to be reconstituted elsewhere, this Code applies only to changes to the design and construction of the [building](#) required as a result of moving the [building](#).




## 1.1.2.7. Existing Buildings


A-1.1.2.7. Existing Buildings

- (1) Except as provided in [Section 3.17. of Division B](#), [Section 9.40. of Division B](#) and [Part 11 of Division B](#), if an existing [building](#) is extended or is subject to material alteration or repair, this Code applies only to the design and construction of the extensions and those parts of the [building](#) that are subject to the material alteration or repair.
- (2) If an existing previously occupied [building](#) is moved from its original location to be installed elsewhere, or is dismantled at its original location and moved to be reconstituted elsewhere, this Code applies only to changes to the design and construction of the [building](#) required as a result of moving the [building](#).

### 1.1.2.7. Existing Buildings Comments

 (1) Except as provided in Section 3.17. of Division B, Section 9.40. of Division B and Part 11 of Division B, if an existing building is extended or is subject to material alteration or repair, this Code applies only to the design and construction of the extensions and those parts of the building that are subject to the material alteration or repair.

Highlight by Lisa 4 months ago

 (2) If an existing previously occupied building is moved from its original location to be installed elsewhere, or is dismantled at its original location and moved to be reconstituted elsewhere, this Code applies only to changes to the design and construction of the building required as a result of moving the building.

Highlight by Simon less than a minute ago

 The second sentence applies as the building is being moved

By Simon less than a minute ago

Reply

REPLY

New Comment

POST

Current Project: Lakeside Campus Net Zero Student Housing

Division B

# Collaborate with Projects

trax

Projects can be exported as Microsoft Word documents to edit into a Response Letter.

Invite Collaborators to participate in Reviews.

The screenshot displays the Trax web application interface. The browser address bar shows the URL `app.trax.co/projects/0c2c8e36f5`. The page header includes the Trax logo and navigation tabs for 'LIBRARY' and 'PROJECTS'. The main content area features the Lakeside University logo, a 'CLEAR IMAGE' button, and a timestamp 'Created 11 months ago'. A yellow box highlights the 'EXPORT PROJECT (WORD)' option, with a yellow arrow pointing to it from the text 'Projects can be exported as Microsoft Word documents to edit into a Response Letter.' Another yellow box highlights the 'Collaborators' section, which lists Simon Contributor, Azam Admin, and Lisa Admin, with a yellow arrow pointing to it from the text 'Invite Collaborators to participate in Reviews.' The right sidebar contains project details, including 'New on-campus Net-zero Student Housing building project.', 'Secondary Dwelling', and buttons for 'EDIT DESCRIPTION', 'SET LOCATION', and 'CLEAR LOC'. The bottom section shows 'ATTACHMENTS (4)' and 'Bookmarks & Comments' with links to 'NATIONAL BUILDING CODE OF CANADA, EN' and 'ONTARIO BUILDING CODE - VOLUME 2 - JA'.

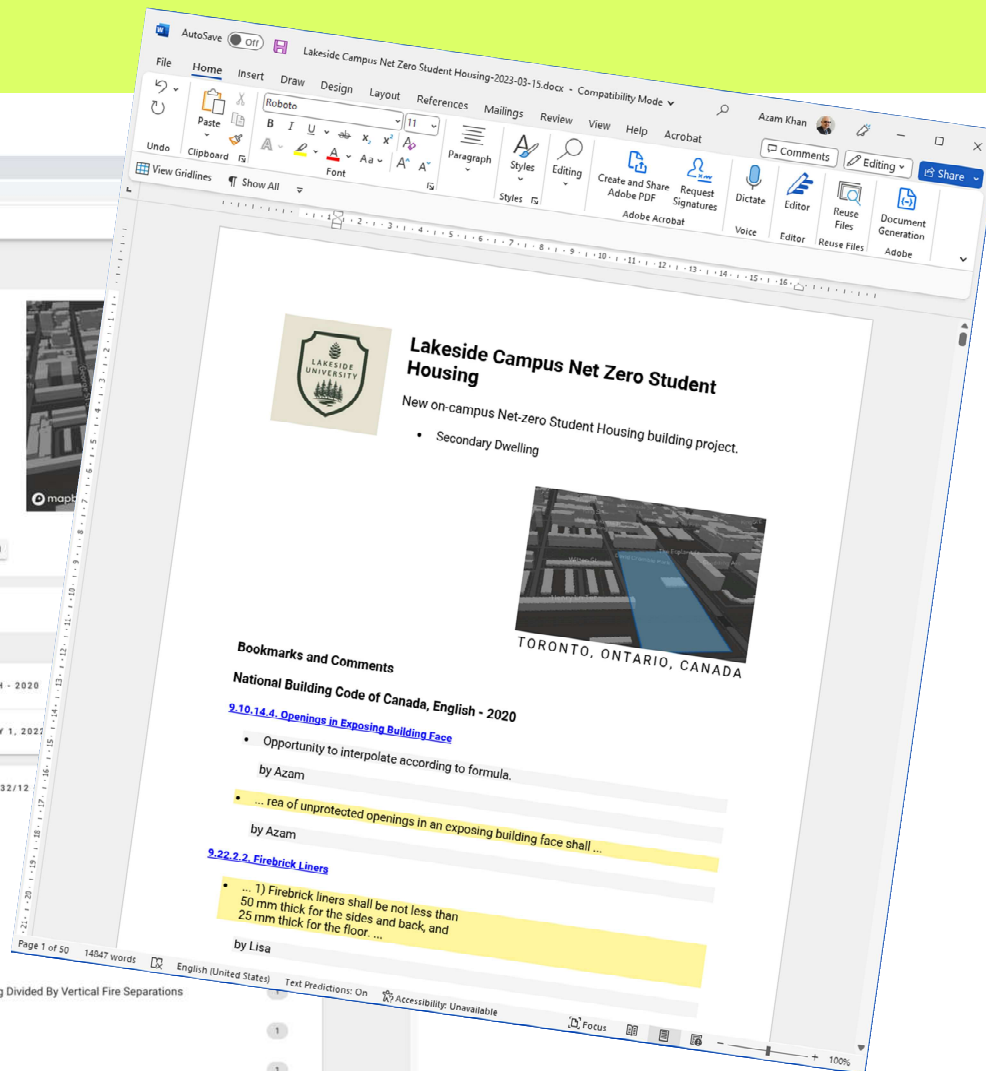
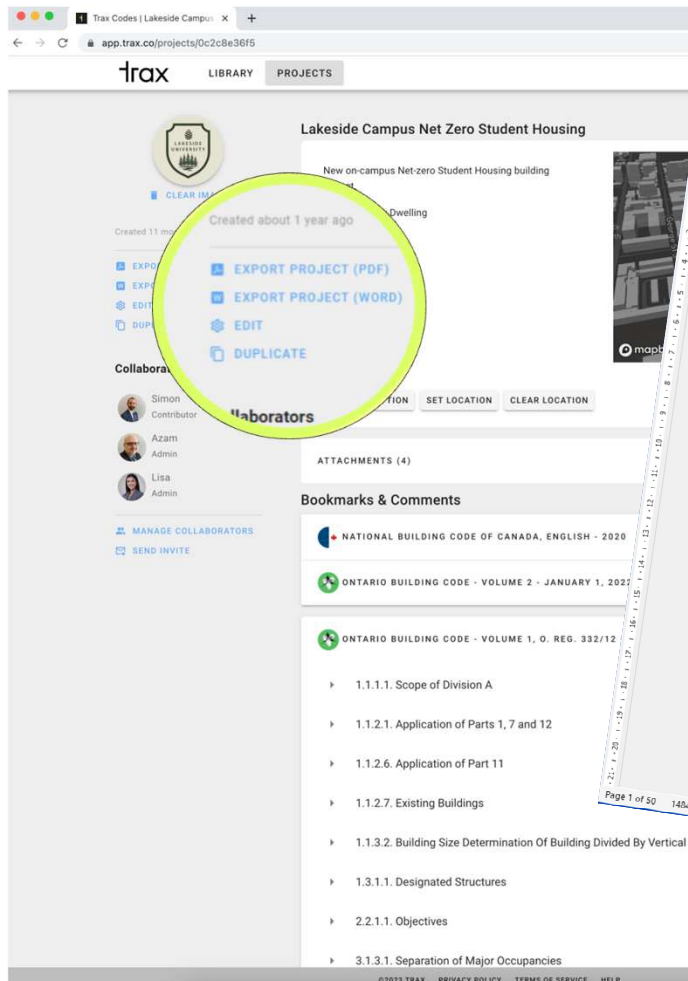
# Export Projects



The screenshot shows the Trax web application interface. The browser address bar displays "app.trax.co/projects/0c2c8e36f5". The page title is "Lakeside Campus Net Zero Student Housing". The main content area shows a 3D architectural rendering of a building complex. A yellow circle highlights the "EXPORT PROJECT (PDF)" and "EXPORT PROJECT (WORD)" buttons. Below the rendering, there are sections for "Collaborators" (listing Simon, Azam, and Lisa), "Attachments (4)" (listing "NATIONAL BUILDING CODE OF CANADA, ENGLISH - 2020", "ONTARIO BUILDING CODE - VOLUME 2 - JANUARY 1, 2022", and "ONTARIO BUILDING CODE - VOLUME 1, O. REG. 332/12 - NOVEMBER 1, 2022 (451/22)"), and "Bookmarks & Comments". The footer includes copyright information for 2023 Trax and links to Privacy Policy, Terms of Service, and Help.

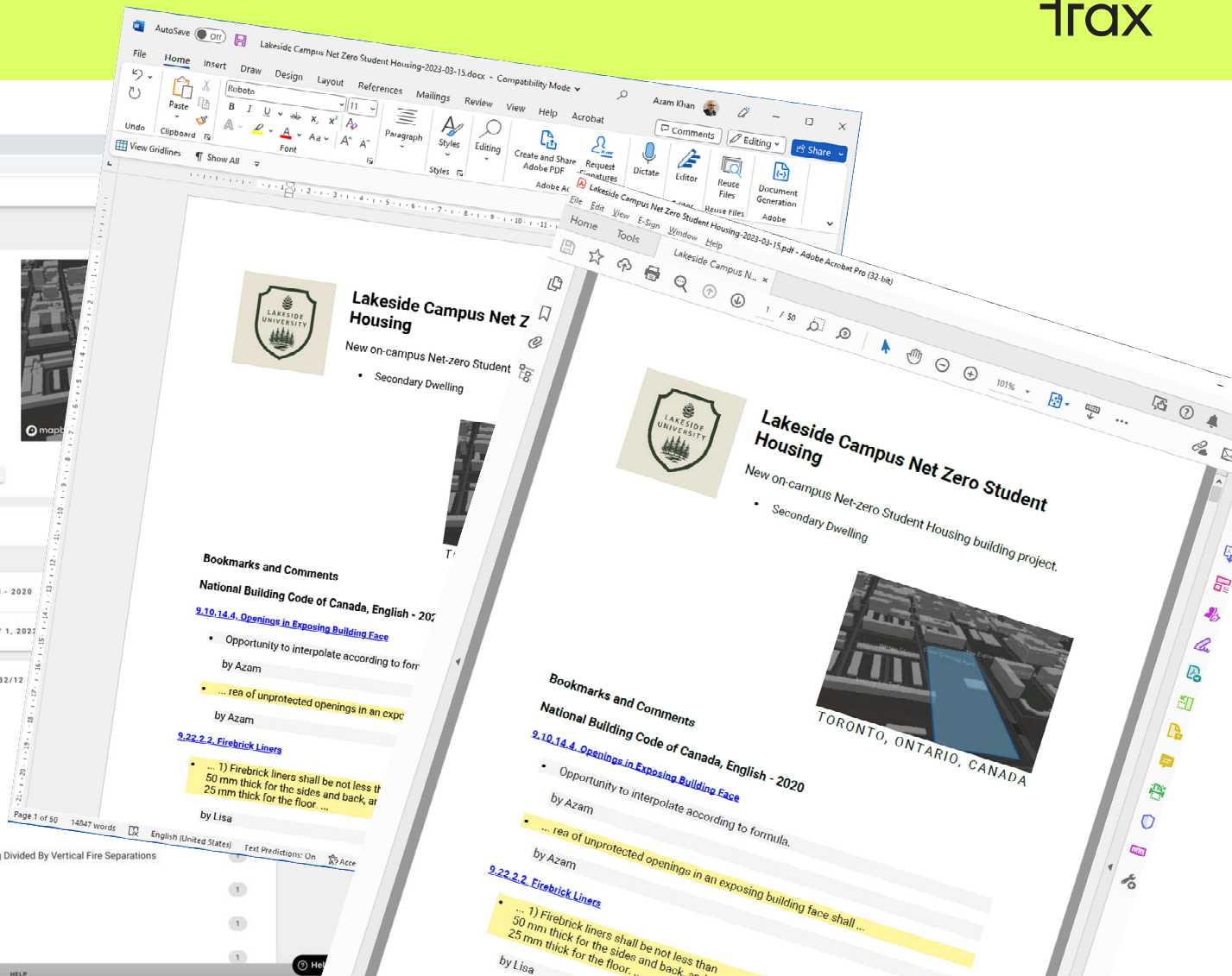
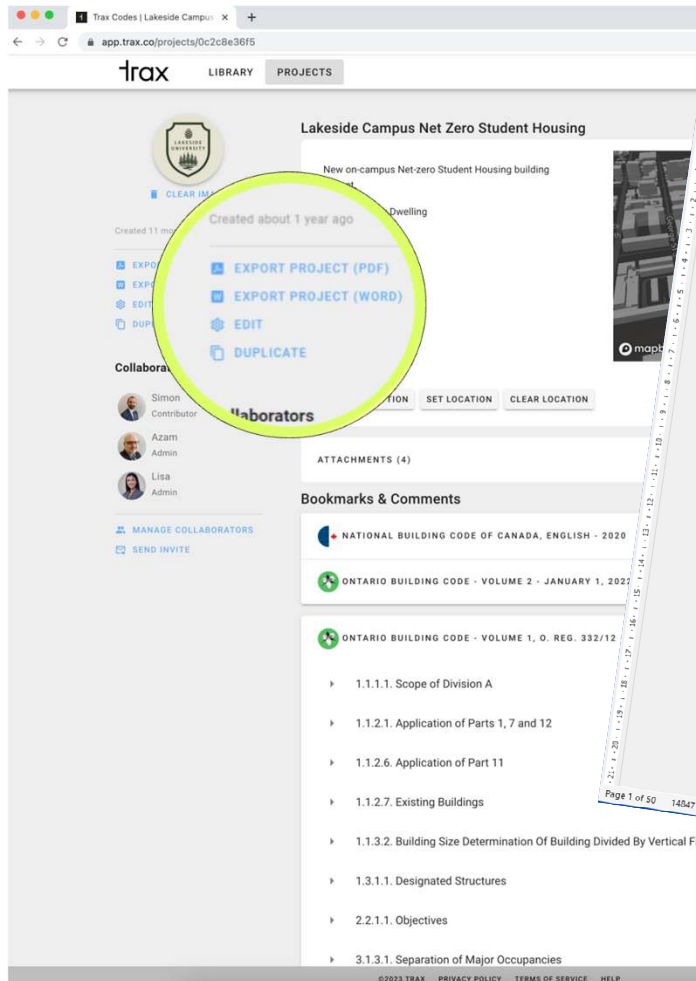
# Export Projects

trax



# Export Projects

trax

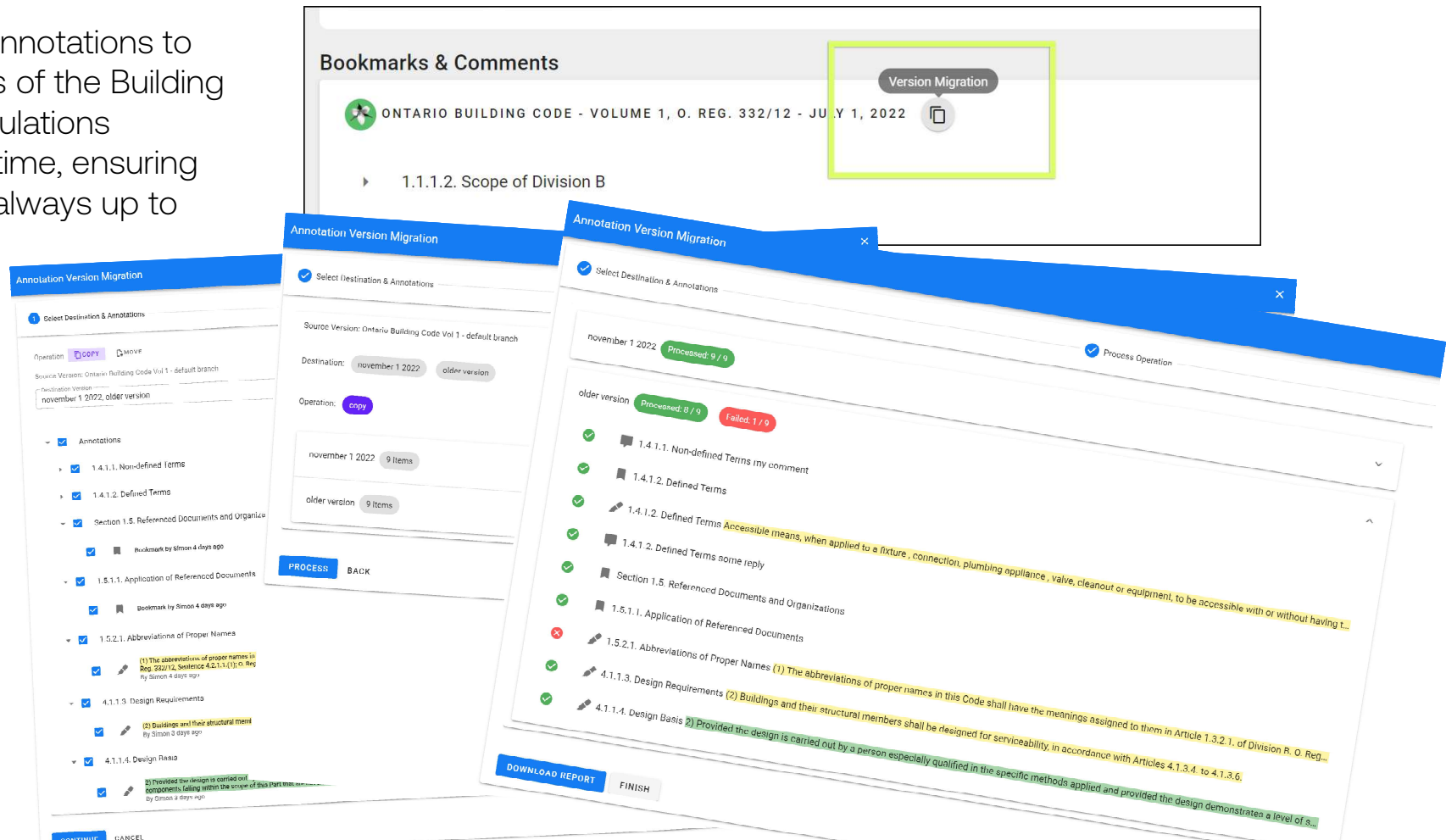




# Migration of Annotations



Migration of annotations to other versions of the Building Codes as regulations change over time, ensuring everything is always up to date.

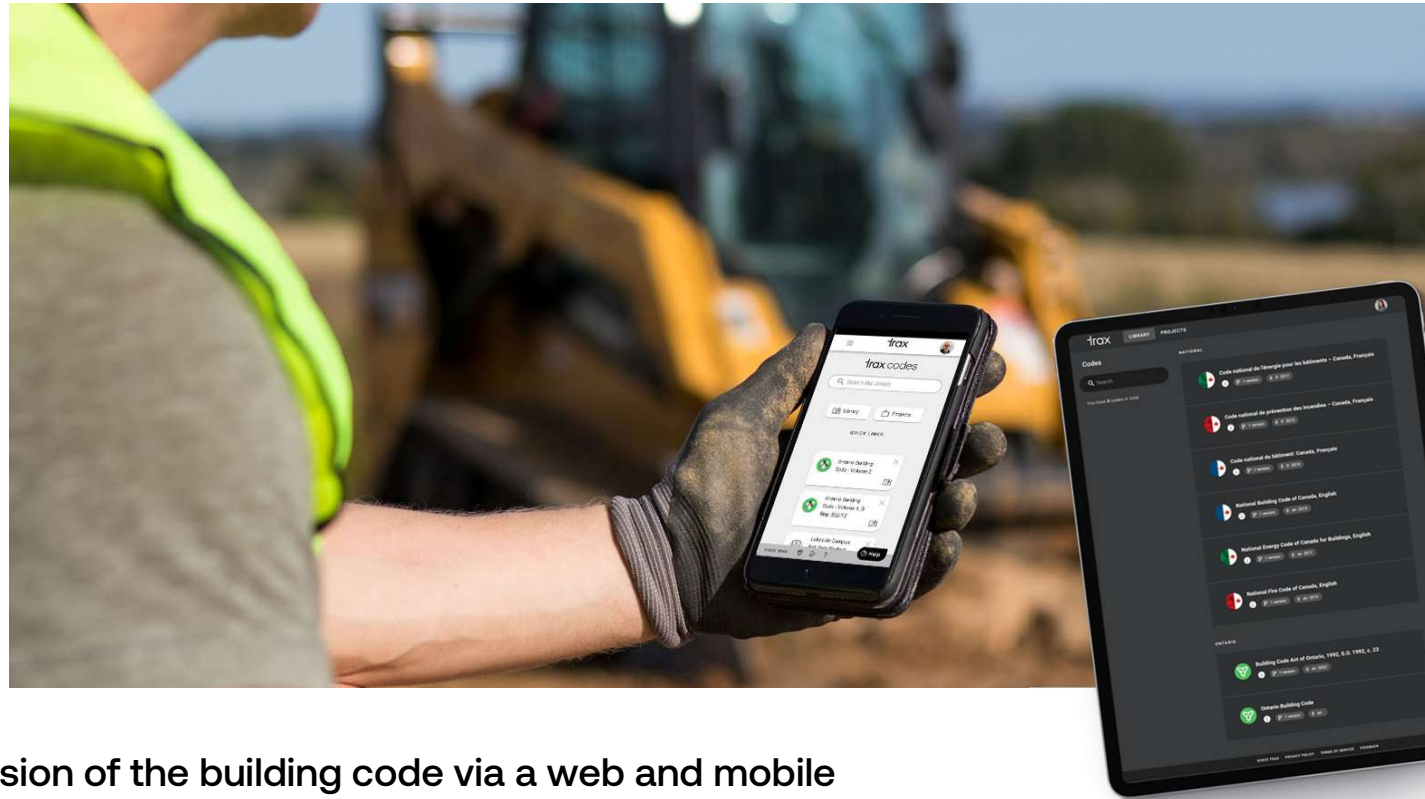




# Access Anywhere

# Access Anywhere

trax



Trax Codes delivers a digital version of the building code via a web and mobile application, making regulations accessible anytime, anywhere, on any device.

# Offline Support

trax

The screenshot displays the trax application interface. At the top, the 'trax' logo is on the left, and 'LIBRARY' and 'PROJECTS' tabs are on the right. Below the logo is a search bar with a magnifying glass icon and the text 'Search'. To the right of the search bar is a 'Version' dropdown menu set to '2020' and a document icon. The main content area shows 'National Building Code of Canada, English' with icons for a clock, a list, an information icon, and a bookmark. A sidebar on the left lists the following items:

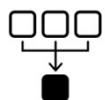
- ▼ Division A Compliance, Objectives and Functional Statements
  - ▶ Part 1 Compliance
  - ▶ Part 2 Objectives
  - ▶ Part 3 Functional Statements
- ▶ Division B Acceptable Solutions

The right pane shows a detailed view of 'Division A Compliance, Objectives and Functional Statements' with a sub-header 'Part 1 Compliance' and a section 'Section 1.1. General'. Under 'Section 1.1. General', the item '1.1.1. Application of this Code' is listed.



# Benefits





## Consolidated Regulatory Ecosystem

The building codes **reference hundreds of related documents**. Many sources need to be checked in reviewing a project for compliance. To address this, Trax Codes **consolidates the equivalent of 20,000 pages of regulations**. Trax Codes integrates the national model codes, the provincial codes, the applicable law, related guides, and intent documents.



## Untangling Complex Regulations with AI

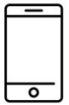
From our **high-quality search engine**, to our freeform **Question & Answer** tool, Trax generates **easy to understand explanations** of complex building code problems, powered by our integration of the Microsoft Azure OpenAI Service.



## Always Up-to-date

New versions of the building codes, amendments to related applicable laws, and revisions of standards makes **compliance a moving target**. As these updates are made in Trax, users can be notified of changes and have their work **automatically linked to the latest version** of any code section.

# Benefits of Trax Codes



## Access Anywhere

Trax Codes delivers a digital version of the building code via the **web and mobile** applications, making regulations accessible **anytime, anywhere, on any device**. Quickly access, save, and reference code requirements, both in the office and on-site.



## Improve Review Efficiency

Boost team productivity. Accelerate and streamline code research using advanced tools like **Search** (tables, terms, figures, and Q&A) and **Code Compare**. Avoid repetitive work: annotate and **save commonly referenced codes** in reviews for future use. Automatically **generate compliance reports**.



## Enhance Expertise

Enable everyone to **improve their building code knowledge** using advanced tools and **thousands of detailed diagrams**. Enable staff at all levels to consistently and accurately understand, interpret, and apply code using **shared projects, bookmarks, and comments**.

# Customer Feedback

A black smartphone mockup with a white screen. The screen displays a quote in large, bold, green text. Below the quote is the name and title of the person who provided the feedback in a smaller, green font.

**It took me no time at all to see the incredible value in Trax!**

Jeremy Bender, CBCO  
Inspector, Large & Complex  
Buildings  
Building Services, City of  
Peterborough

**“With CHBA members in all provinces, our technical team loves Trax Codes – where building codes are available, searchable, and annotatable in a single application.”**

Frank Lohmann  
Senior Director, Building Sciences,  
Canadian Home Builders’  
Association

**“Visualizing the differences in updated versions is really helpful.”**

Mark Nawrocki  
Mark Nawrocki Architect Inc.

**“Search of the most current version is powerful!”**

Shawn Merriman  
Manager of Building & By-law  
Services Town of Prescott

**“Trax is my first stop when I need to reference the BCA or the OBC. It’s a great product!”**

Nick Anastasopoulos, P.Eng.  
Chief Building Official / Director of  
Building & By-law Department  
City of Burlington



# AI Training for Municipal Staff

special project (2025)

Grant funding provided by: AI Adoption Accelerator in partnership  
with the Pan-Canadian Artificial Intelligence Strategy

# AI Adoption Project



## The Challenge

- Municipalities across Canada face a critical capacity shortage in handling the growing volume of building permit applications, to review and approve **4.5 million permits needed** to address the country's housing gap by 2030 (as forecasted by CMHC).
- With **only 5,000 building officials nationwide**, the current workforce is under immense pressure to process permit reviews.
- There is an **urgent need to equip building officials, fire prevention officers, and urban planners with AI knowledge and skills** to streamline their workflows, enhance accuracy, and increase capacity.

## Project Goal

- Create a comprehensive curriculum introducing AI technologies to **2,500 municipal officials** across Canada.

## Participants

- Building officials
- Fire prevention officers
- Urban planners





# trax.co

For more information  
please contact

Azam Khan  
CEO and Co-Founder  
[azam.khan@trax.co](mailto:azam.khan@trax.co)  
416-706-6538

Trax  
Nucleus @ MaRS Waterfront  
Waterfront Innovation Centre, Suite 200  
Box 87 - 155 Queens Quay East  
Toronto, ON M5A 0W4

